

October 23, 2023 04:00 AM GMT

Canada Economics and Global Macro Strategy  
| North AmericaBoC Preview: Still Watching  
from the Sidelines

We expect the Bank of Canada to keep its policy rate unchanged at its October meeting at 5.00%, where we expect it to remain for the rest of 2023.

**Economics:** At its October meeting on Wednesday, October 25 (statement released at 10AM EDT), we expect the Bank of Canada (BoC or the Bank) to keep its policy rate unchanged at 5.00%, and remain there for the rest of the year. In the press conference, we expect Governor Macklem to acknowledge that there are clear signs that monetary policy is working to rebalance supply and demand within the economy, but reiterate that inflation remains too high. We also expect Macklem will reiterate that the recent tightening in financial conditions is not a substitute for monetary policy. In the October Monetary Policy Report (MPR), we expect the Bank to note that geopolitical uncertainty, as a result of the Israel-Hamas conflict, has increased leading to additional uncertainty in its outlook. Relative to its previous projections, we believe the Bank will lower its forecasts for growth in 2023 and 2024, but maintain its 2025 forecast. On inflation, the Bank will highlight that, although inflation continues its decline, it will remain above target in 2023 and 2024 before falling to 2% by 2025.

**Global Macro Strategy:** Our economist's expectation that the BoC will keep rates unchanged while retaining a tightening bias is consistent with current market pricing. We expect markets to pay close attention to (1) the BoC's updated forecast for when it expects the output gap to close and (2) forecasts and tone around underlying inflation pressures.

We continue to recommend receiving the December 2024 BoC meeting, as we see further evidence that the Canadian economy is slowing down faster than the BoC projected in the July MPR. However, we recommend pairing the received positions with paid January 2024 meeting positions. This flattener position partially hedges global shifts in outright duration. Moreover, Canadian inflation released since the BoC's July forecasts has revealed greater price pressures than the Governing Council anticipated, raising the risk that the BoC will have to deliver on its tightening bias.

We continue to recommend short CAD positions as part of a basket of risk-sensitive currencies against long JPY positions.

MORGAN STANLEY &amp; CO. LLC

Lenoy Dujon

US/Canada Economist

Lenoy.Dujon@morganstanley.com

+1 212 761-2779

Andrew M Watrous

Strategist

Andrew.Watrous@morganstanley.com

+1 212 761-5287

Zoe K Strauss

Strategist

Zoe.Strauss@morganstanley.com

+1 212 761-0407

Morgan Stanley does and seeks to do business with companies covered in Morgan Stanley Research. As a result, investors should be aware that the firm may have a conflict of interest that could affect the objectivity of Morgan Stanley Research. Investors should consider Morgan Stanley Research as only a single factor in making their investment decision.

**For analyst certification and other important disclosures, refer to the Disclosure Section, located at the end of this report.**

# Canada Economics

*Lenoy Dujon*

We expect the Bank to keep its policy rate unchanged at its October meeting and remain there for the rest of the year. Our rationale for the Bank to remain on hold has been a notable slowdown in both economic growth and inflation — **highlighting that the economy is showing further signs of cooling given the recent data.**

**Retail sales for August highlighted further slowing in economic activity, as Canadians pulled back on spending.** Retail sales in August fell 0.1%M (vs 0.3%M in prior), as sales fell in six of the nine subsectors, including motor vehicle & parts dealers, furniture, and appliance & electronics retailers. **Tighter monetary policy continues to weigh on household consumption as weakness in interest rate-sensitive categories remains evident.** Looking ahead, retail sales were estimated to be flat in September according to Statistics Canada's advance estimate — **highlighting continued weakness in consumption expenditure ahead.**

**Consumption weakness comes as 3Q23 GDP is estimated to come in below the Bank's July forecast of 1.5% Q/Q SAAR** (MSe 0.5% Q/Q SAAR; Consensus 0.4% Q/Q SAAR). This underscores that the Canadian macro backdrop is much different than 1H23, as economic momentum has slowed since then. Thus, there is less of a need for the bank to do an "insurance hike" to slow activity (and inflation) even further.

**The BoC's recent surveys for 3Q23 highlight expectations of further weakness ahead from both consumers and firms.** The Canadian Survey of Consumer Expectations (CSCE) for 3Q23 noted that Canadian consumers noted that the impacts of tighter monetary policy on consumption expenditure are far from over. Some consumers state that higher rates will discourage them from purchasing big-ticket items — **a trend already reflected in the latest retail sales report.**

Moreover, the BoC's Business Outlook Survey (BOS) for 3Q23 highlights that firms **see a sluggish outlook ahead as well.** The BoC Business Outlook indicator declined further in 3Q23, to -3.5 (-2.3 prior) — **marking its lowest point since the pandemic.** The decline comes as businesses expect economic activity to slow due to weaker demand expectations, coupled with their plans to reduce hiring and capital expenditures.

September's CPI print allowed the Bank to breathe a sigh of relief prior to next week's meeting, as headline inflation declined on the month to 3.8%Y from 4.0%Y prior. A decline in durable goods, food, and travel-related services prices helped to alleviate price pressures on the month. The closely monitored 3MMA of the CPI-Median and CPI-Trim measures — a key measure observed by the Bank — decelerated from 4.3% to 3.7%, **highlighting some much-needed progress on core inflation, after the bounce in August.**

Though progress is being made, albeit slowly, the Bank is still attentive to inflation dynamics, and **concerns over inflation's stickiness remains top of mind for policymakers.** This comes as **inflation remains above target, and inflation expectations from both consumers and businesses remain high.**

Despite weakening economic activity, the labor market is still showing some strength. The economy generated 63.8k jobs in September, after generating 39.9k jobs the month prior

– netting over 100k jobs during that span. September also brought with it a slight uptick in wage growth, to 5.3%Y from 5.2%Y prior – a level (still) not consistent with the Bank's 2% inflation target. **However, the unemployment rate remained unchanged at 5.5%.**

**Nonetheless, recent labor trends suggest that excess demand in the labor market is cooling.** In the Bank's 3Q23 BOS, firms noted that they plan on slowing hiring, due to their expectations of reduced demand and easing capacity pressures ahead. **Further, a large share of firms noted that they have adequate staffing levels, and fewer businesses plan on filling vacancies.**

Though wage growth at these levels is inconsistent with bringing inflation down to the Bank's 2% inflation target, we expect further easing in wage pressures, **as immigration helps to boost labor supply at a time when labor demand slows.**

**Looking ahead to the upcoming October MPR, we believe the Bank will lower its forecasts for growth in 2023 and 2024, relative to its prior forecasts.** This comes as we expect growth to slow in 4Q23 and into next year, after surprise strength in 1H23. As highlighted prior, the surveys released by the Bank this week noted that **both consumers and businesses see a weak economic outlook.** On inflation, we expect the Bank will highlight that, **although inflation continues its decline, it will remain above target in 2023 and 2024 before falling to 2% by 2025.** Despite the recent progress in inflation, price pressures still remain persistent.

Going forward, we expect economic growth and inflationary pressures **to continue to slow in the back half of the year and into 2024.** We expect tight monetary policy to continue to weigh on business investment, household spending, and the labor market. Further, we see export growth weakening as global demand slows.

**Despite this, we still flag that the BoC will want optionality by maintaining its tightening bias – even if the chance of another hike this year is low at this point in time.** The Bank's "[Summary of Governing Council Deliberations](#)" from the September meeting highlighted that members of the Governing Council remain **concerned over the lack of progress in underlying inflation.** Specifically, elevated core inflation remaining persistent — **even as there is accumulating evidence that tighter monetary policy is slowing demand.**

Policymakers maintain that given the uncertain future path of core inflation, **"tighter monetary policy should remain an option".** Thus they remain ready to raise the policy rate further if needed. However, we believe we would need to see a resurgence in economic activity, and/or a material increase in inflation, to bring the Bank off the sidelines once again.

# Global Macro Strategy

Zoe Strauss, Andrew Watrous

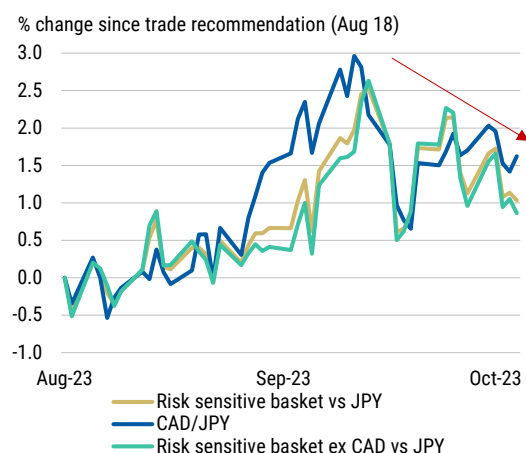
## **We do not expect the October BoC meeting to be a significant catalyst for USD/CAD.**

Our economist expects the BoC to keep interest rates unchanged, an outcome consistent with current market pricing. Moreover, OIS pricing suggests the BoC will cut interest rates by only ~25bp through the end of 2024. As a result, we think the "higher-for-longer" message that our economist expects the Governing Council to deliver is already priced in.

**FX trade recommendation:** We expect CAD to decline against JPY and continue to recommend short CAD positions as part of a basket of risks-sensitive currencies vs JPY. We think risk demand will be weak as long as geopolitical tensions remain elevated and global growth expectations stay subdued (see [USD | Turning neutral](#) for more on the correlation among risk assets, US rates, and the USD).

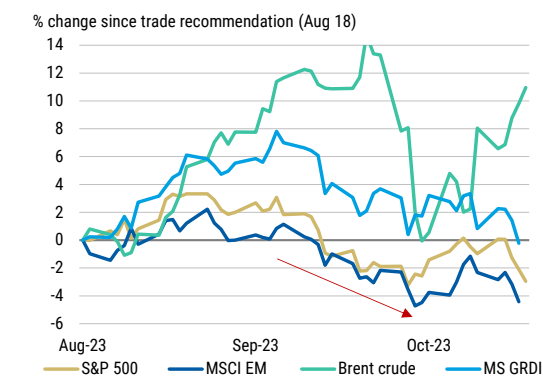
In addition, we expect only limited pass-through from higher oil prices to CAD (see [CAD And NOK | Oil Prices Have Risen. Why Aren't NOK And CAD Stronger?](#)).

**Exhibit 1:** We see room for CAD/JPY to decline further...



Source: Bloomberg, Macrobond, Morgan Stanley Research

**Exhibit 2:** ...as CAD/JPY has performed better than most other risk assets



Source: Bloomberg, Macrobond, Morgan Stanley Research

**Rates trade recommendation:** We continue to recommend receiving the December 2024 BoC meeting, as economic growth has slowed down more than the BoC projected.

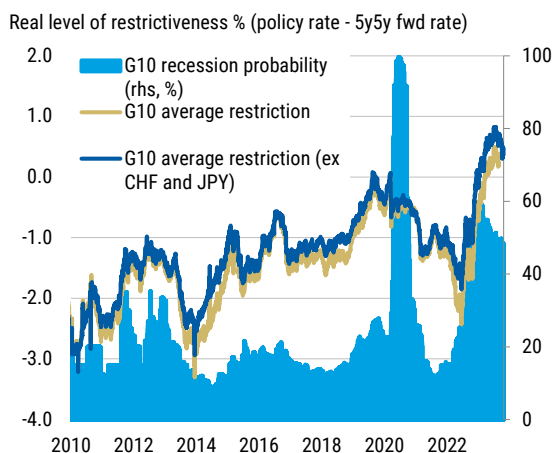
We recommend pairing received December 2024 BoC meeting positions with paid January 2024 meeting positions. This flattener position partially hedges global shifts in outright duration. Our US rates colleagues recommended long 5y USTs but recently turned [neutral](#) on duration.

Moreover, adding the paid position is consistent with our US rates colleagues maintaining a long SFRZ4 on U3Z4Z5 fly recommendation, as they continue to see attractive risk/reward for positioning for more/sooner cuts (see [Short-Duration Strategy](#)).

Finally, Canadian inflation released since the BoC's July forecasts has revealed faster price pressures than the Governing Council anticipated, raising the risk that the BoC will have to deliver on its tightening bias.

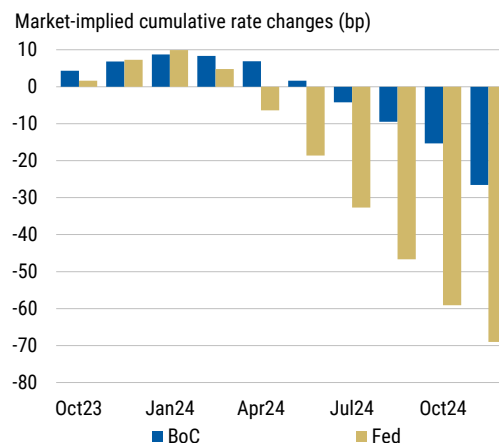
The risk to our received Jan 2024 positions would be a sharper slowdown in economic data and rapid easing in underlying inflation pressures that could soften the BoC's current tightening bias faster than expected.

**Exhibit 3:** Global growth expectations will likely remain subdued as long as monetary policy remains tight



Source: Bloomberg, Macrobond, Morgan Stanley Research

**Exhibit 4:** Market pricing for the BoC should start to reflect more easing in 2024 as growth expectations continue to deteriorate in Canada



Source: MS STIR Trading Desk, Morgan Stanley Research

**October MPR - What to watch:** BoC policy is highly focused on excess demand and underlying inflation. We therefore expect markets to be attentive to two things:

- (1) The BoC's updated forecast for when it expects the output gap to close
- (2) Forecasts and tone around underlying inflation pressures

**Exhibit 5:** The BoC stated in July that it expects the remaining excess demand in the Canadian economy will be absorbed in early 2024, as we highlighted in bold below

MPR	Key comments on output gap
Jan-23	"The economy is estimated to have been <b>in greater excess demand in the second half of 2022 than previously projected</b> . As a result, the projection begins with more excess demand and more domestic price pressures." "Slower demand growth, combined with improvements in the supply chain, lead the economy into <b>modest excess supply in 2023</b> ."
Apr-23	"The pace of economic activity in Canada has slowed since mid-2022, but <b>demand still exceeds supply</b> ." "As high interest rates slow demand and supply grows, the economy moves into <b>modest excess supply in the second half of 2023</b> ."
Jul-23	As <b>excess demand dissipates</b> and labour market conditions ease, inflation gradually returns to the 2% target in the middle of 2025. This is about <b>two quarters later than forecast in the January and April reports</b> . The <b>rebalancing of supply and demand is now expected to happen in early 2024</b> , three quarters later than previously anticipated

Source: Bank of Canada, Morgan Stanley Research

**Receive Dec 2024 BoC based on output gap:** The revised growth forecast of the July MPR extended the timing of the closure of the output gap. In July, the BoC projected that the Canadian economy would enter into mild excess supply in the beginning of 2024 (instead of the second half of 2023).

Growth data have surprised to the downside since the BoC last updated its forecasts in July. Incoming data and language in the September statement suggest it is unlikely that the BoC will again delay the timing of the output gap closure.

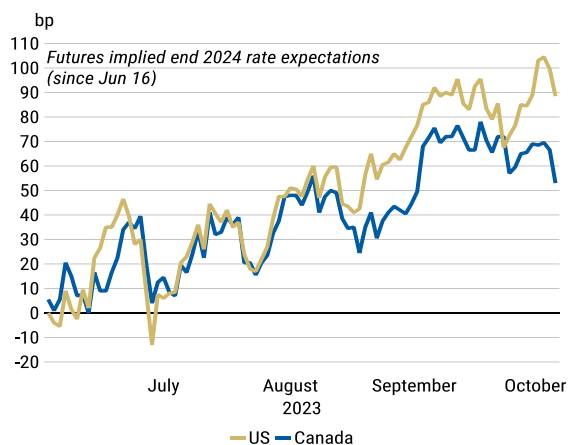
**Exhibit 6:** Growth has surprised to the downside in Canada relative to the BoC's July MPR forecasts

Real GDP (QoQ % SAAR)	Actual Data	July MPR	Difference (-ve lower than expected)
4Q22	-0.1	-0.1	0.0
1Q23	2.6	3.1	-0.5
2Q23	-0.2	1.5	-1.3
3Q23	0.5	1.5	-1.0

Note: 3Q is MSe for Actual Data. July GDP was 0%, preliminary August GDP 0.1%

Source: Bloomberg, Bank of Canada, Morgan Stanley Research

**Exhibit 7:** Interest-rate expectations for 2024 have only recently started to decline



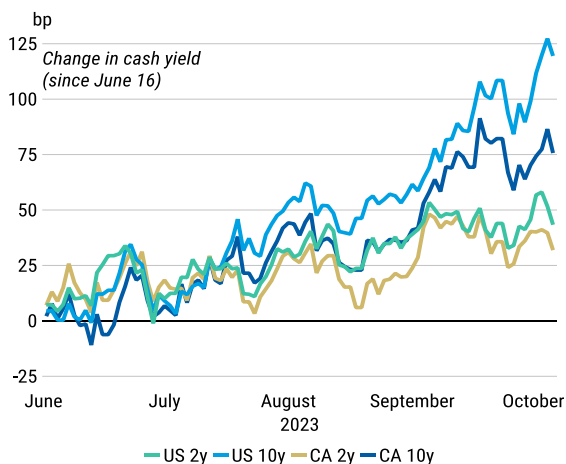
Source: Bloomberg, Macrobond, Morgan Stanley Research

At the September meeting, the BoC removed the word “persistent” to describe the remaining excess demand in the Canadian economy. Instead, the rate announcement noted that “excess demand in the economy is easing.” BoC commentary since the September meeting has used similar language to characterize the state of Canadian demand.

A surprise relative to market pricing would be if the BoC brought its estimate of the output gap closure earlier, which should lower 2024 rate expectations.

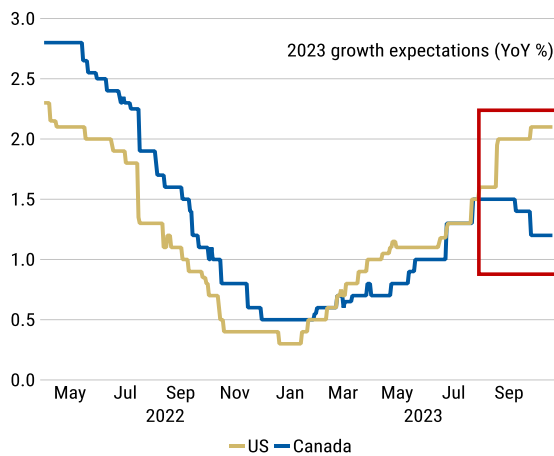
Interest-rate expectations for Canada at the end of 2024 has continued to move higher over the past several months. We attribute the move in Canadian rates to a large extent to spill-overs from the US, where yields moved sharply over the past several months (especially at the long-end of the US yield curve).

**Exhibit 8:** Canadian yields followed US Treasury yields higher over the past several months



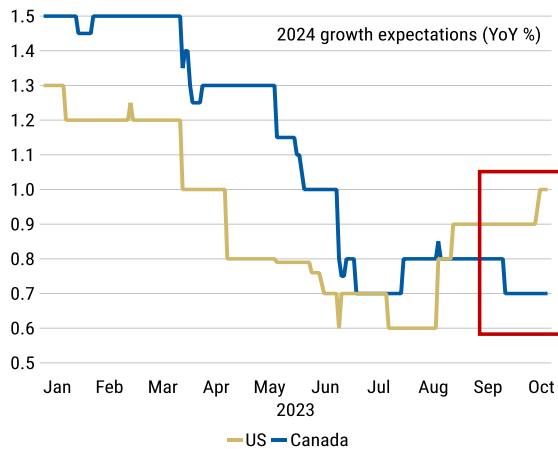
Source: Bloomberg, Macrobond, Morgan Stanley Research

**Exhibit 9:** Contrary to US growth, Canada's economic outlook started to weaken...



Source: Bloomberg, Macrobond, Morgan Stanley Research

We continue to expect that the growth divergence will start to be reflected in expectations of policy divergence. Market pricing reflecting such a policy divergence should push USD/CAD higher and be reflected in lower CAD rate expectations for 2024. We therefore continue to recommend receiving the Dec 2024 BoC meeting.

**Exhibit 10:** ...and growth expectations between the US and Canada started to diverge

Source: Bloomberg, Macrobond, Morgan Stanley Research

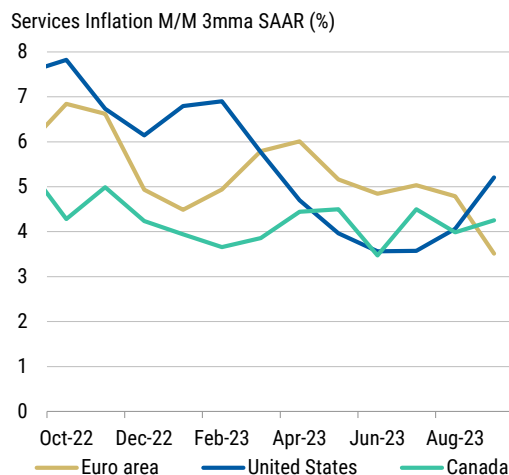
**Exhibit 11:** Inflation has surprised to the upside compared to the BoC's July forecasts

CPI (YoY% SA)	Actual Data	July MPR	Difference (-ve lower than expected)
4Q22	6.6	6.7	-0.1
1Q23	5.2	5.2	0.0
2Q23	3.5	3.6	-0.1
3Q23	3.7	3.3	0.4

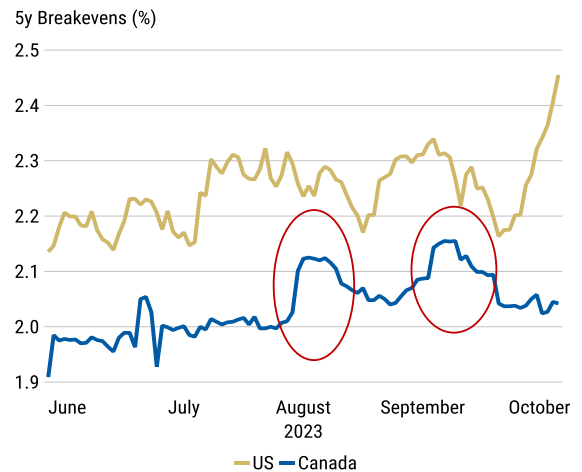
Source: Bloomberg, Bank of Canada, Morgan Stanley Research

**Pay Jan 2024 BoC based on underlying inflation:** Inflation data has been higher than projected by the BoC. The downside surprise in the September CPI did not offset the strong (core) CPI in July and August.

Meanwhile, the BoC has continued to stress concerns around underlying inflation in its communication (see comments from Governor [Macklem](#) at the annual IMF meetings and the speech from Deputy Governor [Vincent](#)).

**Exhibit 12:** Services inflation has moved sideways for the past year in Canada

Source: Bloomberg, Macrobond, Morgan Stanley Research

**Exhibit 13:** Inflation expectations rose after upside surprises in Canadian CPI

Source: Bloomberg, Macrobond, Morgan Stanley Research

In contrast to recent comments from some [FOMC participants](#), Governor Macklem has stated that tighter financial conditions are "[not a substitute](#)" for interest rate increases to bring inflation back to target.

We recommend paying Jan 2024 BoC meeting to reflect upside risks to underlying inflation. Weaker growth than the BoC expected has in recent months still translated into higher inflation than the MPR had projected. This dynamic raises the risk that the BoC has to deliver on its tightening bias.

- **Trade idea: Maintain pay January 2024 BoC at 5.09**
- **Trade idea: Maintain receive December 2024 BoC at 4.77**
- **Trade idea: Maintain long JPY against equal-weight risk currency basket (NOK, SEK, CAD, AUD, and NZD), with a target of 10% gain and stop of 5% loss**

TRADE	ENTRY LEVEL	ENTRY DATE	RATIONALE	RISKS
Receive Dec 2024 BoC	4.29%	16-Jun-23	<p>The BoC resumed its tightening cycle in June after pausing in March 2023. We expect that, as the BoC tightens further, more easing will be required, reflected in more cuts priced in 2024. Market pricing implies around half the amount of rate cuts in 2024 that our economist expects.</p> <p>We recommend pairing received December 2024 BoC meeting positions with paid January 2024 meeting positions. This flattener position partially hedges global shifts in outright duration. Moreover, Canadian inflation released since the BoC's July forecasts have revealed faster price pressures than the Governing Council anticipated, raising the risk that the BoC will have to deliver on its tightening bias.</p>	Upside surprises to the inflation and growth outlooks could keep the BoC more restrictive for longer.
Pay Jan 2024 BoC	5.09	20-Oct-23	<p>We recommend pairing received December 2024 BoC meeting positions with paid January 2024 meeting positions. This flattener position partially hedges global shifts in outright duration. Moreover, Canadian inflation released since the BoC's July forecasts have revealed faster price pressures than the Governing Council anticipated, raising the risk that the BoC will have to deliver on its tightening bias.</p>	A sharper slowdown in Canada's economic data and rapid easing in underlying inflation pressures may soften the BoC's current tightening bias faster than expected.
Long JPY against equal-weight risk currency basket (NOK, SEK, CAD, AUD, and NZD)	100	18-Aug-23	<p>Risk-off moves amid heightened geopolitical uncertainties and downside risks to global growth expectations can induce potential unwinding of JPY carry trades.</p>	A rebound in risk sentiment and global growth expectations.

Source: Morgan Stanley Research



## Disclosure Section

The information and opinions in Morgan Stanley Research were prepared by Morgan Stanley & Co. LLC, and/or Morgan Stanley C.T.V.M. S.A., and/or Morgan Stanley Mexico, Casa de Bolsa, S.A. de C.V., and/or Morgan Stanley Canada Limited. As used in this disclosure section, "Morgan Stanley" includes Morgan Stanley & Co. LLC, Morgan Stanley C.T.V.M. S.A., Morgan Stanley Mexico, Casa de Bolsa, S.A. de C.V., Morgan Stanley Canada Limited and their affiliates as necessary.

For important disclosures, stock price charts and equity rating histories regarding companies that are the subject of this report, please see the Morgan Stanley Research Disclosure Website at [www.morganstanley.com/researchdisclosures](http://www.morganstanley.com/researchdisclosures), or contact your investment representative or Morgan Stanley Research at 1585 Broadway, (Attention: Research Management), New York, NY, 10036 USA.

For valuation methodology and risks associated with any recommendation, rating or price target referenced in this research report, please contact the Client Support Team as follows: US/Canada +1 800 303-2495; Hong Kong +852 2848-5999; Latin America +1 718 754-5444 (U.S.); London +44 (0)20-7425-8169; Singapore +65 6834-6860; Sydney +61 (0)2-9770-1505; Tokyo +81 (0)3-6836-9000. Alternatively you may contact your investment representative or Morgan Stanley Research at 1585 Broadway, (Attention: Research Management), New York, NY 10036 USA.

### Analyst Certification

The following analysts hereby certify that their views about the companies and their securities discussed in this report are accurately expressed and that they have not received and will not receive direct or indirect compensation in exchange for expressing specific recommendations or views in this report: Zoe K Strauss; Andrew M Watrous.

### Global Research Conflict Management Policy

Morgan Stanley Research has been published in accordance with our conflict management policy, which is available at [www.morganstanley.com/institutional/research/conflictolicies](http://www.morganstanley.com/institutional/research/conflictolicies). A Portuguese version of the policy can be found at [www.morganstanley.com.br](http://www.morganstanley.com.br)

### Important Regulatory Disclosures on Subject Companies

In the next 3 months, Morgan Stanley expects to receive or intends to seek compensation for investment banking services from Canada.

Within the last 12 months, Morgan Stanley has provided or is providing investment banking services to, or has an investment banking client relationship with, the following company: Canada. The equity research analysts or strategists principally responsible for the preparation of Morgan Stanley Research have received compensation based upon various factors, including quality of research, investor client feedback, stock picking, competitive factors, firm revenues and overall investment banking revenues. Equity Research analysts' or strategists' compensation is not linked to investment banking or capital markets transactions performed by Morgan Stanley or the profitability or revenues of particular trading desks.

Morgan Stanley and its affiliates do business that relates to companies/instruments covered in Morgan Stanley Research, including market making, providing liquidity, fund management, commercial banking, extension of credit, investment services and investment banking. Morgan Stanley sells to and buys from customers the securities/instruments of companies covered in Morgan Stanley Research on a principal basis. Morgan Stanley may have a position in the debt of the Company or instruments discussed in this report. Morgan Stanley trades or may trade as principal in the debt securities (or in related derivatives) that are the subject of the debt research report.

Certain disclosures listed above are also for compliance with applicable regulations in non-US jurisdictions.

### STOCK RATINGS

Morgan Stanley uses a relative rating system using terms such as Overweight, Equal-weight, Not-Rated or Underweight (see definitions below). Morgan Stanley does not assign ratings of Buy, Hold or Sell to the stocks we cover. Overweight, Equal-weight, Not-Rated and Underweight are not the equivalent of buy, hold and sell. Investors should carefully read the definitions of all ratings used in Morgan Stanley Research. In addition, since Morgan Stanley Research contains more complete information concerning the analyst's views, investors should carefully read Morgan Stanley Research, in its entirety, and not infer the contents from the rating alone. In any case, ratings (or research) should not be used or relied upon as investment advice. An investor's decision to buy or sell a stock should depend on individual circumstances (such as the investor's existing holdings) and other considerations.

### Global Stock Ratings Distribution

(as of September 30, 2023)

The Stock Ratings described below apply to Morgan Stanley's Fundamental Equity Research and do not apply to Debt Research produced by the Firm.

For disclosure purposes only (in accordance with FINRA requirements), we include the category headings of Buy, Hold, and Sell alongside our ratings of Overweight, Equal-weight, Not-Rated and Underweight. Morgan Stanley does not assign ratings of Buy, Hold or Sell to the stocks we cover. Overweight, Equal-weight, Not-Rated and Underweight are not the equivalent of buy, hold, and sell but represent recommended relative weightings (see definitions below). To satisfy regulatory requirements, we correspond Overweight, our most positive stock rating, with a buy recommendation; we correspond Equal-weight and Not-Rated to hold and Underweight to sell recommendations, respectively.

Stock Rating Category	Coverage Universe		Investment Banking Clients (IBC)			Other Material Investment Services Clients (MISC)	
	Count	% of Total	Count	% of Total IBC	% of Rating Category	Count	% of Total Other MISC
Overweight/Buy	1350	37%	281	43%	21%	608	39%
Equal-weight/Hold	1673	46%	303	46%	18%	709	46%
Not-Rated/Hold	3	0%	0	0%	0%	1	0%
Underweight/Sell	608	17%	68	10%	11%	225	15%
Total	3,634		652			1543	

Data include common stock and ADRs currently assigned ratings. Investment Banking Clients are companies from whom Morgan Stanley received investment banking compensation in the last 12 months. Due to rounding off of decimals, the percentages provided in the "% of total" column may not add up to exactly 100 percent.

### Analyst Stock Ratings

Overweight (O). The stock's total return is expected to exceed the average total return of the analyst's industry (or industry team's) coverage universe, on a risk-adjusted basis, over the next

12-18 months.

Equal-weight (E). The stock's total return is expected to be in line with the average total return of the analyst's industry (or industry team's) coverage universe, on a risk-adjusted basis, over the next 12-18 months.

Not-Rated (NR). Currently the analyst does not have adequate conviction about the stock's total return relative to the average total return of the analyst's industry (or industry team's) coverage universe, on a risk-adjusted basis, over the next 12-18 months.

Underweight (U). The stock's total return is expected to be below the average total return of the analyst's industry (or industry team's) coverage universe, on a risk-adjusted basis, over the next 12-18 months.

Unless otherwise specified, the time frame for price targets included in Morgan Stanley Research is 12 to 18 months.

## Analyst Industry Views

Attractive (A): The analyst expects the performance of his or her industry coverage universe over the next 12-18 months to be attractive vs. the relevant broad market benchmark, as indicated below.

In-Line (I): The analyst expects the performance of his or her industry coverage universe over the next 12-18 months to be in line with the relevant broad market benchmark, as indicated below.

Cautious (C): The analyst views the performance of his or her industry coverage universe over the next 12-18 months with caution vs. the relevant broad market benchmark, as indicated below.

Benchmarks for each region are as follows: North America - S&P 500; Latin America - relevant MSCI country index or MSCI Latin America Index; Europe - MSCI Europe; Japan - TOPIX; Asia - relevant MSCI country index or MSCI sub-regional index or MSCI AC Asia Pacific ex Japan Index.

## Important Disclosures for Morgan Stanley Smith Barney LLC & E\*TRADE Securities LLC Customers

Important disclosures regarding the relationship between the companies that are the subject of Morgan Stanley Research and Morgan Stanley Smith Barney LLC or Morgan Stanley or any of their affiliates, are available on the Morgan Stanley Wealth Management disclosure website at [www.morganstanley.com/online/researchdisclosures](http://www.morganstanley.com/online/researchdisclosures). For Morgan Stanley specific disclosures, you may refer to [www.morganstanley.com/researchdisclosures](http://www.morganstanley.com/researchdisclosures).

Each Morgan Stanley research report is reviewed and approved on behalf of Morgan Stanley Smith Barney LLC and E\*TRADE Securities LLC. This review and approval is conducted by the same person who reviews the research report on behalf of Morgan Stanley. This could create a conflict of interest.

## Other Important Disclosures

Morgan Stanley & Co. International PLC and its affiliates have a significant financial interest in the debt securities of Canada.

Morgan Stanley Research policy is to update research reports as and when the Research Analyst and Research Management deem appropriate, based on developments with the issuer, the sector, or the market that may have a material impact on the research views or opinions stated therein. In addition, certain Research publications are intended to be updated on a regular periodic basis (weekly/monthly/quarterly/annual) and will ordinarily be updated with that frequency, unless the Research Analyst and Research Management determine that a different publication schedule is appropriate based on current conditions.

Morgan Stanley is not acting as a municipal advisor and the opinions or views contained herein are not intended to be, and do not constitute, advice within the meaning of Section 975 of the Dodd-Frank Wall Street Reform and Consumer Protection Act.

Morgan Stanley produces an equity research product called a "Tactical Idea." Views contained in a "Tactical Idea" on a particular stock may be contrary to the recommendations or views expressed in research on the same stock. This may be the result of differing time horizons, methodologies, market events, or other factors. For all research available on a particular stock, please contact your sales representative or go to Matrix at <http://www.morganstanley.com/matrix>.

Morgan Stanley Research is provided to our clients through our proprietary research portal on Matrix and also distributed electronically by Morgan Stanley to clients. Certain, but not all, Morgan Stanley Research products are also made available to clients through third-party vendors or redistributed to clients through alternate electronic means as a convenience. For access to all available Morgan Stanley Research, please contact your sales representative or go to Matrix at <http://www.morganstanley.com/matrix>.

Any access and/or use of Morgan Stanley Research is subject to Morgan Stanley's Terms of Use (<http://www.morganstanley.com/terms.html>). By accessing and/or using Morgan Stanley Research, you are indicating that you have read and agree to be bound by our Terms of Use (<http://www.morganstanley.com/terms.html>). In addition you consent to Morgan Stanley processing your personal data and using cookies in accordance with our Privacy Policy and our Global Cookies Policy ([http://www.morganstanley.com/privacy\\_pledge.html](http://www.morganstanley.com/privacy_pledge.html)), including for the purposes of setting your preferences and to collect readership data so that we can deliver better and more personalized service and products to you. To find out more information about how Morgan Stanley processes personal data, how we use cookies and how to reject cookies see our Privacy Policy and our Global Cookies Policy ([http://www.morganstanley.com/privacy\\_pledge.html](http://www.morganstanley.com/privacy_pledge.html)).

If you do not agree to our Terms of Use and/or if you do not wish to provide your consent to Morgan Stanley processing your personal data or using cookies please do not access our research. Morgan Stanley Research does not provide individually tailored investment advice. Morgan Stanley Research has been prepared without regard to the circumstances and objectives of those who receive it. Morgan Stanley recommends that investors independently evaluate particular investments and strategies, and encourages investors to seek the advice of a financial adviser.

The appropriateness of an investment or strategy will depend on an investor's circumstances and objectives. The securities, instruments, or strategies discussed in Morgan Stanley Research may not be suitable for all investors, and certain investors may not be eligible to purchase or participate in some or all of them. Morgan Stanley Research is not an offer to buy or sell or the solicitation of an offer to buy or sell any security/instrument or to participate in any particular trading strategy. The value of and income from your investments may vary because of changes in interest rates, foreign exchange rates, default rates, prepayment rates, securities/instruments prices, market indexes, operational or financial conditions of companies or other factors. There may be time limitations on the exercise of options or other rights in securities/instruments transactions. Past performance is not necessarily a guide to future performance. Estimates of future performance are based on assumptions that may not be realized. If provided, and unless otherwise stated, the closing price on the cover page is that of the primary exchange for the subject company's securities/instruments.

The fixed income research analysts, strategists or economists principally responsible for the preparation of Morgan Stanley Research have received compensation based upon various factors, including quality, accuracy and value of research, firm profitability or revenues (which include fixed income trading and capital markets profitability or revenues), client feedback and competitive factors. Fixed Income Research analysts', strategists' or economists' compensation is not linked to investment banking or capital markets transactions performed by Morgan Stanley or the profitability or revenues of particular trading desks.

The "Important Regulatory Disclosures on Subject Companies" section in Morgan Stanley Research lists all companies mentioned where Morgan Stanley owns 1% or more of a class of common equity securities of the companies. For all other companies mentioned in Morgan Stanley Research, Morgan Stanley may have an investment of less than 1% in securities/instruments or derivatives of securities/instruments of companies and may trade them in ways different from those discussed in Morgan Stanley Research. Employees of Morgan Stanley not involved in the preparation of Morgan Stanley Research may have investments in securities/instruments or derivatives of securities/instruments of companies mentioned and may trade them in ways different from those discussed in Morgan Stanley Research. Derivatives may be issued by Morgan Stanley or associated persons.

With the exception of information regarding Morgan Stanley, Morgan Stanley Research is based on public information. Morgan Stanley makes every effort to use reliable, comprehensive information, but we make no representation that it is accurate or complete. We have no obligation to tell you when opinions or information in Morgan Stanley Research change apart from when we intend to discontinue equity research coverage of a subject company. Facts and views presented in Morgan Stanley Research have not been reviewed by, and may not reflect information known to, professionals in other Morgan Stanley business areas, including investment banking personnel.

Morgan Stanley Research personnel may participate in company events such as site visits and are generally prohibited from accepting payment by the company of associated expenses unless pre-approved by authorized members of Research management.

Morgan Stanley may make investment decisions that are inconsistent with the recommendations or views in this report.

To our readers based in Taiwan or trading in Taiwan securities/instruments: Information on securities/instruments that trade in Taiwan is distributed by Morgan Stanley Taiwan Limited ("MSTL"). Such information is for your reference only. The reader should independently evaluate the investment risks and is solely responsible for their investment decisions. Morgan Stanley Research may not be distributed to the public media or quoted or used by the public media without the express written consent of Morgan Stanley. Any non-customer reader within the scope of Article 7-1 of the Taiwan Stock Exchange Recommendation Regulations accessing and/or receiving Morgan Stanley Research is not permitted to provide Morgan Stanley Research to any third party (including but not limited to related parties, affiliated companies and any other third parties) or engage in any activities regarding Morgan Stanley Research which may create or give the appearance of creating a conflict of interest. Information on securities/instruments that do not trade in Taiwan is for informational purposes only and is not to be construed as a recommendation or a solicitation to trade in such securities/instruments. MSTL may not execute transactions for clients in these securities/instruments.

Morgan Stanley is not incorporated under PRC law and the research in relation to this report is conducted outside the PRC. Morgan Stanley Research does not constitute an offer to sell or the solicitation of an offer to buy any securities in the PRC. PRC investors shall have the relevant qualifications to invest in such securities and shall be responsible for obtaining all relevant approvals, licenses, verifications and/or registrations from the relevant governmental authorities themselves. Neither this report nor any part of it is intended as, or shall constitute, provision of any consultancy or advisory service of securities investment as defined under PRC law. Such information is provided for your reference only.

Morgan Stanley Research is disseminated in Brazil by Morgan Stanley C.T.V.M. S.A. located at Av. Brigadeiro Faria Lima, 3600, 6th floor, São Paulo - SP, Brazil; and is regulated by the Comissão de Valores Mobiliários; in Mexico by Morgan Stanley México, Casa de Bolsa, S.A. de C.V. which is regulated by Comisión Nacional Bancaria y de Valores. Paseo de los Tamarindos 90, Torre 1, Col. Bosques de las Lomas Floor 29, 05120 Mexico City; in Japan by Morgan Stanley MUFG Securities Co., Ltd. and, for Commodities related research reports only, Morgan Stanley Capital Group Japan Co., Ltd; in Hong Kong by Morgan Stanley Asia Limited (which accepts responsibility for its contents) and by Morgan Stanley Bank Asia Limited; in Singapore by Morgan Stanley Asia (Singapore) Pte. (Registration number 199206298Z) and/or Morgan Stanley Asia (Singapore) Securities Pte Ltd (Registration number 200008434H), regulated by the Monetary Authority of Singapore (which accepts legal responsibility for its contents and should be contacted with respect to any matters arising from, or in connection with, Morgan Stanley Research) and by Morgan Stanley Bank Asia Limited, Singapore Branch (Registration number T14FC0118); in Australia to "wholesale clients" within the meaning of the Australian Corporations Act by Morgan Stanley Australia Limited A.B.N. 67 003 734 576, holder of Australian financial services license No. 233742, which accepts responsibility for its contents; in Australia to "wholesale clients" and "retail clients" within the meaning of the Australian Corporations Act by Morgan Stanley Wealth Management Australia Pty Ltd (A.B.N. 19 009 145 555, holder of Australian financial services license No. 240813, which accepts responsibility for its contents; in Korea by Morgan Stanley & Co International plc, Seoul Branch; in India by Morgan Stanley India Company Private Limited having Corporate Identification No (CIN) U22990MH1998PTC115305, regulated by the Securities and Exchange Board of India ("SEBI") and holder of licenses as a Research Analyst (SEBI Registration No. INH000001105); Stock Broker (SEBI Stock Broker Registration No. INZ000244438), Merchant Banker (SEBI Registration No. INM000011203), and depository participant with National Securities Depository Limited (SEBI Registration No. IN-DP-NSDL-567-2021) having registered office at 18th Floor, Tower 2, One World Center, Plot- 841, Jupiter Textile Mill Compound, Senapati Bapat Marg, Lower Parel, Mumbai 400013, India Telephone no. +91-22-61181000; Compliance Officer Details: Mr. Anil Shenoy, Tel. No.: +91-22-61181000 or Email: Anil.Shenoy@morganstanley.com; Grievance officer details: Mr. Anil Shenoy, Tel. No.: +91-22-61181000 or Email: msic-compliance@morganstanley.com; in Canada by Morgan Stanley Canada Limited; in Germany and the European Economic Area where required by Morgan Stanley Europe S.E., authorised and regulated by Bundesanstalt fuer Finanzdienstleistungsaufsicht (BaFin) under the reference number 149169; in the US by Morgan Stanley & Co. LLC, which accepts responsibility for its contents. Morgan Stanley & Co. International plc, authorized by the Prudential Regulation Authority and regulated by the Financial Conduct Authority and the Prudential Regulation Authority, disseminates in the UK research that it has prepared, and research which has been prepared by any of its affiliates, only to persons who (i) are investment professionals falling within Article 19(5) of the Financial Services and Markets Act 2000 (Financial Promotion) Order 2005 (as amended, the "Order"); (ii) are persons who are high net worth entities falling within Article 49(2)(a) to (d) of the Order; or (iii) are persons to whom an invitation or inducement to engage in investment activity (within the meaning of section 21 of the Financial Services and Markets Act 2000, as amended) may otherwise lawfully be communicated or caused to be communicated. RMB Morgan Stanley Proprietary Limited is a member of the JSE Limited and A2X (Pty) Ltd. RMB Morgan Stanley Proprietary Limited is a joint venture owned equally by Morgan Stanley International Holdings Inc. and RMB Investment Advisory (Proprietary) Limited, which is wholly owned by FirstRand Limited. The information in Morgan Stanley Research is being disseminated by Morgan Stanley Saudi Arabia, regulated by the Capital Market Authority in the Kingdom of Saudi Arabia, and is directed at Sophisticated investors only.

The information in Morgan Stanley Research is being communicated by Morgan Stanley & Co. International plc (DIFC Branch), regulated by the Dubai Financial Services Authority (the DFSA), and is directed at Professional Clients only, as defined by the DFSA. The financial products or financial services to which this research relates will only be made available to a customer who we are satisfied meets the regulatory criteria to be a Professional Client. A distribution of the different MS Research ratings or recommendations, in percentage terms for Investments in each sector covered, is available upon request from your sales representative.

The information in Morgan Stanley Research is being communicated by Morgan Stanley & Co. International plc (QFC Branch), regulated by the Qatar Financial Centre Regulatory Authority (the QFCRA), and is directed at business customers and market counterparties only and is not intended for Retail Customers as defined by the QFCRA.

As required by the Capital Markets Board of Turkey, investment information, comments and recommendations stated here, are not within the scope of investment advisory activity. Investment advisory service is provided exclusively to persons based on their risk and income preferences by the authorized firms. Comments and recommendations stated here are general in nature. These opinions may not fit to your financial status, risk and return preferences. For this reason, to make an investment decision by relying solely to this information stated here may not bring about outcomes that fit your expectations.

The trademarks and service marks contained in Morgan Stanley Research are the property of their respective owners. Third-party data providers make no warranties or representations relating to the accuracy, completeness, or timeliness of the data they provide and shall not have liability for any damages relating to such data. The Global Industry Classification Standard (GICS) was developed by and is the exclusive property of MSCI and S&P.

Morgan Stanley Research, or any portion thereof may not be reprinted, sold or redistributed without the written consent of Morgan Stanley.

Indicators and trackers referenced in Morgan Stanley Research may not be used as, or treated as, a benchmark under Regulation EU 2016/1011, or any other similar framework.

The issuers and/or fixed income products recommended or discussed in certain fixed income research reports may not be continuously followed. Accordingly, investors should regard those fixed income research reports as providing stand-alone analysis and should not expect continuing analysis or additional reports relating to such issuers and/or individual fixed income products.

Morgan Stanley may hold, from time to time, material financial and commercial interests regarding the company subject to the Research report.

Registration granted by SEBI and certification from the National Institute of Securities Markets (NISM) in no way guarantee performance of the intermediary or provide any assurance of returns

to investors. Investment in securities market are subject to market risks. Read all the related documents carefully before investing.

The following authors are Fixed Income Research Analysts/Strategists and are not opining on or expressing recommendations on equity securities: Zoe K Strauss; Andrew M Watrous.

The following authors are neither Equity Research Analysts/Strategists nor Fixed Income Research Analysts/Strategists and are not opining on or expressing recommendations on equity or fixed income securities: Lenoy Dujon.

© 2023 Morgan Stanley