

U.S. EQUITY FUTURES	LAST	CHANGE	%CHG	COMMODITIES/ FX		LAST	CHANGE
Dow Jones MINI futures	33,766.00	129.00	0.38%	CRUDE OIL WTI		\$73.52	-\$0.19
S&P500 MINI futures	4,161.75	27.75	0.67%	NATURAL GAS		\$2.22	-\$0.05
NASDAQ MINI futures	13,379.25	114.50	0.86%	GOLD		\$2,046.32	\$12.15
CANADA EQUITY MARKET	LAST	CHANGE	%CHG	COPPER		\$3.86	-\$0.01
S&P/TSX 60 futures	1,243.70	1.40	0.11%	CAD / USD		\$0.7495	\$0.0027
OVERSEAS MARKETS	LAST	CHANGE	%CHG	CAD / EUR		€ 0.6814	€ 0.0003
DJ EURO STOXX 50	4,319.29	-3.80	-0.09%	USD / EUR		€ 0.9091	-€ 0.0030
FTSE 100 INDEX	7,765.32	1.23	0.02%	USD / JPY		¥134.36	-¥0.85
DAX GERMANY	15,943.40	-12.08	-0.08%	GOVERNMENT BONDS	2YR	5YR	10YR
CAC 40 Index	7,392.63	-4.54	-0.06%	CANADA (YLD%)	3.74%	3.04%	2.92%
NIKKEI 225 INDEX	29,122.18	-120.64	-0.41%	U.S. (YLD%)	3.95%	3.41%	3.46%
HANG SENG INDEX	19,762.20	-105.38	-0.53%	Source: Refinitiv			
SHANGHAI COMPOSITE INDEX	3,319.15	-38.52	-1.15%				

### Morning News

U.S. consumer prices increased in April on higher gasoline costs and rents, while underlying inflation remained strong as used motor vehicle prices rebounded. The Consumer Price Index (CPI) rose 0.4% last month after gaining 0.1% in March. In the 12 months through April, the CPI increased 4.9% after advancing 5.0% on a year-on-year basis in March. Economists polled by Reuters had forecast the CPI climbing 0.4% last month and increasing 5.0% year-on-year. Gasoline prices rose last month after Saudi Arabia and other OPEC+ oil producers announced further oil output cuts. But oil prices have since been largely trending lower. Excluding the volatile food and energy components, the CPI increased 0.4% last month, matching March's gain. The so-called core CPI was lifted by used cars and trucks, which increased for the first time since last June. In the 12 months through April, the core CPI gained 5.5% after advancing by 5.6% in March. The inflation data followed last Friday's employment report, which showed an acceleration in job and wage growth in April as well as the unemployment rate falling back to a 53-year low of 3.4%. Higher inflation and labor market resilience make it unlikely that the Fed will start cutting interest rates this year as currently expected by financial markets. The Fed has hiked its policy rate by 500 basis points since March 2022.

In markets, shares of regional banks were largely mixed amid concerns about the health of the sector. PacWest Bancorp fell more than 2%, while Zions Bancorporation and Western Alliance Bank inched up. Livent Corp reversed earlier gains to trade 1.6% lower after Australian lithium miner Allkem Ltd agreed to buy the U.S.-based chemical manufacturing firm to create a \$10.6 billion firm. Airbnb Inc dropped more than 13% as the vacation rental booking company saw fewer bookings and lower average daily rates in the second quarter.

Yields on short-dated U.S. Treasury bills rose after discussions on raising the U.S. federal government's \$31.4 trillion debt ceiling enter a new phase after areas of potential compromise emerged following yesterday's White House meeting. Biden signaled an openness to Republicans' demand to claw back some unused money for COVID relief, which is less than \$80 billion. House of Representatives Speaker McCarthy told reporters that Biden also indicated a willingness to work on speeding up permitting for energy projects, a goal that went unmet in 2022. Aides for Biden, McCarthy, top Democratic Senate Majority Leader Chuck Schumer, top Senate Republican Mitch McConnell and top House Democrat Hakeem Jeffries will begin to meet daily. Biden and opposition Republicans have been locked in a standoff for months over the debt ceiling, with Democrats calling for a "clean" increase without conditions to pay debts resulting from spending and tax cuts approved by Congress. House and Senate Republicans, meanwhile, have said they will not authorize any additional borrowing without an agreement to cut spending. Time is tight to avoid an economically destabilizing default, which the Treasury Department has warned could come as soon as June 1. The last time the U.S. got this close to default was in 2011, also with a Democratic president and Senate with a Republican-led House.

### U.S Economic Calendar

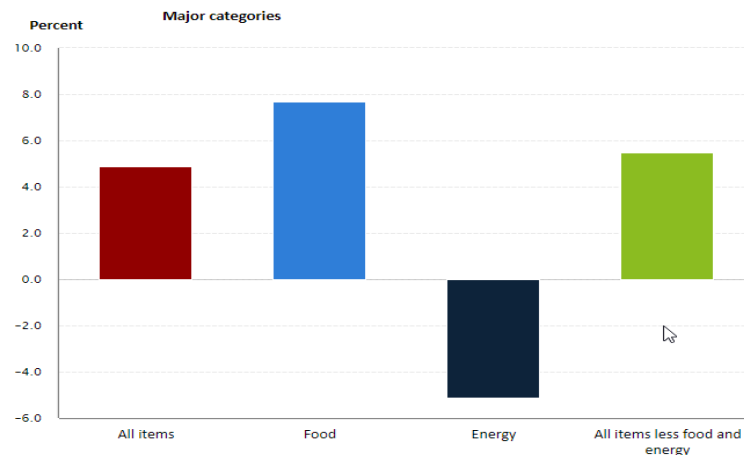
Time	Indicator Name	Period	Consensus	Actual	Prior	Revised
07:00	MBA Mortgage Applications	5 May, w/e		6.3%	-1.2%	
07:00	MBA 30-Yr Mortgage Rate	5 May, w/e		6.48%	6.50%	
08:30	Core CPI MM, SA	Apr	0.4%	0.4%	0.4%	
08:30	Core CPI YY, NSA	Apr	5.5%	5.5%	5.6%	
08:30	CPI MM, SA	Apr	0.4%	0.4%	0.1%	
08:30	CPI YY, NSA	Apr	5.0%	4.9%	5.0%	
08:30	Real Weekly Earnings MM	Apr		0.1%	-0.1%	

### Canadian Economic Calendar

Time	Indicator Name	Period	Consensus	Actual	Prior	Revised
08:30	Building Permits MM.	Mar	-2.9%	11.3%	8.6%	5.5%

### Chart of the day

12-month percentage change, Consumer Price Index, selected categories, April 2023, not seasonally adjusted



Source: U.S. Bureau of Labor Statistics.

### Morning news

**Restaurant Brands International Inc:** Tim Hortons says the coffee and doughnut chain has signed a deal to open locations in South Korea starting later this year. The company says it has signed a master franchise agreement with BKR Co. Ltd. Financial terms of the agreement were not immediately available. BKR is the company that operates Burger King, which is also owned by Tim Hortons parent company Restaurant Brands International Inc., in South Korea. Tim Hortons has about 5,600 restaurants across 15 countries

**Trulieve Cannabis Corp:** The company posted a bigger-than-expected fall in first-quarter revenue, as demand for pot and related products weakened amid rising recession fears. Pot producers are also struggling with lower pricing, increased competition and higher input costs, amid a lack of access to capital and the banking system. The Florida-based company said its net loss doubled from a year earlier to \$64 million in the March quarter, with operating expenses up 8% at \$163 million. Revenue fell 9% to \$289 million, missing analysts' average expectations of \$293 million, according to Refinitiv data. The company said the fall was due to a decline in both retail and wholesale revenues.

### NBF Research

#### RATING AND TARGET PRICE CHANGES

**Industrial Products** - AFN/FTT/SNC wrap-up note post conference calls  
**BTB REIT** - Stable operations in a leasing intensive environment; Target: C\$3.65 (Was C\$3.85)  
**Chorus Aviation Inc.** - Q1 results in line; guidance unchanged; Target: C\$4.25 (Was C\$4.50)  
**CT REIT** - A little bit more growth, a little bit more yield; Target: C\$18 (Was C\$17.50)  
**Element Fleet Management Corp.** - Price Target Up, Time to Buy; Target: C\$30 (Was C\$28)  
**Ero Copper** - Grade Improvements Improve Outlook for H2/23 While Growth Projects Remain on...; Target: C\$26.50 (Was C\$25.50)  
**Keyera Corp.** - KAPS in service...upsizing KFS on deck? Target: C\$35 (Was C\$34)  
**Lion Electric Co. (The)** - Are we there yet? Heading in the right direction in pivotal year; Target: US\$2.75 (Was US\$3)  
**Pet Valu Holdings Ltd.** - Q1 2023 Results: Margin pressure largely offset solid sales growth; Target: C\$41 (Was C\$47)  
**TVA Group Inc.** - Q1 Revs In Line But EBITDA Loss...; Target: C\$0.70 (Was C\$2); Rating: Underperform (Was Sector Perform)

#### DAILY BULLETIN HIGHLIGHTS

**CHORUS AVIATION INC.:** Q1 results in line; guidance unchanged

<b>CHR (TSX)</b>	<b>C\$3.09</b>	<b>Event:</b> Chorus reported Q1 2023 results.
<b>Target:</b>	<b>C\$4.25</b>	<b>Key Takeaways:</b> We maintain our Outperform rating on Chorus Aviation shares following Q1 results. We remain positive on the outlook for the regional aircraft leasing market and expect the company's shift to an asset-light model to drive better free cash flow and shareholder returns. We trimmed our EPS forecast for 2024 but have also increased our P/E valuation multiple from 9.0x to 10.0x, the net result being that our target moves to \$4.25 from \$4.50 previously.
	(Was C\$4.50)	
<b>Stock Rating:</b>	<b>Outperform</b>	
	(Unchanged)	
<b>Est. Total Return:</b>	<b>37.5%</b>	

**ELEMENT FLEET MANAGEMENT CORP.:** Price Target Up, Time to Buy

<b>EEFN (TSX)</b>	<b>C\$17.90</b>	<b>Event:</b> Adj. EPS of \$0.31, 15% above street and NBF \$0.27.
<b>Target:</b>	<b>C\$30.00</b>	<b>Key Takeaways:</b> A solid beat on net revenues and roughly in-line operating expenses drove the EPS beat. FCF per share of \$0.37 in Q1-23 increased 19% y/y and beat our \$0.34 forecast. EFN upgraded its 2023 guidance for net revenue (up 8% comparing new vs. old mid-point), EPS (up 12%) and FCF/share (up 9%). We expect solid beat and guidance upgrade combined with positive commentary on syndication markets will drive meaningful upward revisions to estimates and price targets (NBF goes to \$30 from \$28). Reiterate Top Pick.
	(Was C\$28.00)	
<b>Stock Rating:</b>	<b>Outperform</b>	
	(Unchanged)	
<b>Est. Total Return:</b>	<b>69.8%</b>	

# Top News

## Canadian Stocks

### KEYERA CORP.: KAPS in service...upsizing KFS on deck?

KEY (TSX)	C\$32.10	<b>Event:</b> KEY reported Q1/23 adj. EBITDA of \$292 mln versus our \$277 mln estimate (Street: \$253 mln) while increasing its 2023 Marketing contribution guidance by >30% to ~\$330-\$370 mln (was ~\$250-\$280 mln).
Target:	C\$35.00	
	(Was C\$34.00)	<b>Key Takeaways:</b> Is flowing in April while linefill activities have kicked off on the NGL line. Elsewhere, KEY continues to progress its \$60-\$70 mln, 40 mmcf/d expansion at its 220 mmcf/d Pipestone gas plant (ISD Q1/24) while assessing debottlenecking opportunities at KFS following the ~\$367 mln acquisition of Plains Midstream Canada's 21% interest in KFS. Elsewhere, the company confirmed that it does not expect any material impact related to the Alberta wildfires, which shut-in six gas plants, with Wapiti having since returned to service. Overall, with a bump to our long-term estimates, our target taps up \$1 to \$35 and combined with ~30% unrisked upside related to maximizing returns on KAPS, filling up existing G&P capacity, and sanctioning brownfield expansion opportunities, we maintain our Outperform rating.
Stock Rating:	Outperform	
	(Unchanged)	
Est. Total Return:	15.0%	

### OTHER COMMENTS

**Altius Minerals Corporation** - Outlook Unchanged After Incorporating Q1 Financial Results  
**Bird Construction Inc.** - Q1/23 - in line; rest of the year is shaping up well  
**Great-West Lifeco Inc.** - It's all about the Base  
**Hudbay Minerals Inc.** - Incorporating Q1 Financial Results and Copper Mountain Acquisition  
**InterRent REIT** - Top-line growth set to overcome interest rate drag in H2/23  
**Lucero Energy Corp.** - Executing on All Key Initiatives  
**NuVista Energy Ltd.** - Riding High & Navigating the Seas  
**Ovintiv Inc.** - Strong Asset Performance  
**Sleep Country Canada Holdings Inc.** - Q1 2023 Results: Significant y/y EPS pressure; key metrics were largely in line  
**Suncor Energy Inc.** - Uneventful Quarter; Keep 'Em Coming  
**Monthly Canadian Freight Update**

### RESEARCH FLASHES

**i-80 Gold Corp.** - Cove Delivers Elevated Grade Over Wide Intercept  
**Kinross Gold Corp** - Adj. EPS Beat on Strong Sales; Operations Tracking Well to Guidance  
**Northland Power** - Q1 first look: Strong production in line with expectations, but NPI pays one-time rebate to the Dutch  
**Osisko Mining Inc.** - Q1/23 Filed, Windfall Funding Surplus at ~\$350 mln  
**Quebecor Inc.** - TVA EBITDA Loss to Pressure QBR's 1Q, Initial Freedom Moves Around Data and Pricing  
**Teck Resources Limited** - Pierre Lassonde is Reportedly Leading a Consortium to Buy Teck's Coal Operations  
**Tricon Residential Inc.** - Q1 first take: 2023 guidance reiterated, April rent growth still healthy, Q1 FFO/sh helped by...  
**Triple Flag Precious Metals Corp.** - First Look: Q1 Financials in Line as Sales Previously Released

### MORNING HIGHLIGHTS

#### ALARIS EQUITY PARTNERS INCOME TRUST: Q1/23 Results: Sandbox Settlement Accruals and LMS Deferrals - Target to \$23

AD.UN (TSX)	C\$17.61	<b>Event:</b> Q1/23 Results, Target Trim
Target:	C\$23.00	
	(Was C\$23.50)	<b>Key Takeaways:</b> Revenues were \$36.7 million, just south of our \$37.5 million call and consensus of \$37.4 million. EBITDA of \$16.8 million came in well below our \$41.9 million forecast due to \$13.1 million in costs related to the Sandbox litigation. Though Alaris does not disclose it, we calculate an Adj. EBITDA of \$31.0 million (84.6% margin) excluding these costs, still short of our \$32.4 million estimate (86.3%) and the Street's \$32.7 million (87.4%). For the same reason, EPU of \$0.12 (NBF: \$0.57; Street: \$0.46) and CFO ex-working capital of \$17.5 million (NBF: \$28.9 million) were materially below expectations. Our target drops to \$23 on the hit from the settlement, LMS distribution deferrals, and slightly lower
Stock Rating:	Outperform	
	(Unchanged)	
Est. Total Return:	38.3%	

# Top News

## Canadian Stocks

resets. We reiterate our OP rating given the attractive return to our target and consistent deployment of capital to partners despite market turbulence. We may review our estimates following the conference call on May 10 at 11:00 AM ET.

**GOEASY LTD.:** Updated guidance reaffirms our view lower rate cap is manageable

<b>GSY (TSX)</b>	<b>C\$95.96</b>	<b>Event:</b> Adj. EPS of \$3.10, up 14% y/y (street at \$3.03; NBF \$2.98)
<b>Target:</b>	<b>C\$170.00</b>	<b>Key Takeaways:</b> Stronger revenues and credit performance helped offset higher operating expenses to drive the 2% beat. Management updated its 3-year forecast to reflect the expected impacts of the Government's decision to lower the maximum allowable to 35%. Overall, management expects stronger loan growth and improved credit performance to offset slight headwinds on revenue yields, which aligns with our previous forecasts. While credit cycle risk won't fade near-term, we view the current multiple (~6.3x) as attractive risk-reward for a company producing double-digit EPS growth and low-to-mid 20s ROE. Reiterate Outperform.
	(Unchanged)	
<b>Stock Rating:</b>	<b>Outperform</b>	
	(Unchanged)	
<b>Est. Total Return:</b>	<b>81.2%</b>	

### MORNING COMMENTS

**Alaris Equity Partners Income Trust - Q1/23 Results:** Sandbox Settlement Accruals and LMS...; Target: C\$23 (Was C\$23.50)  
**goeasy Ltd. - Updated guidance** reaffirms our view lower rate cap is manageable

### MORNING FLASHES

**Boralex Inc. - Q1 first look:** Beat on EBITDA, as French contracts outperform  
**Boyd Group Services Inc. - Q1/23 First Look:** Beat coming in clutch  
**Innergex Renewable Energy Inc. - Q1 first look:** In line as poor B.C. hydro and Quebec wind drive a soft Q1. Growth and...  
**Stella-Jones Inc. - Q1/23 results first look - Poles** again power up the quarter

## Canadian stocks ratings and target changes across the street

AG Growth International Inc AFN.TO: Atb Capital Markets raises target price to C\$70 from C\$69  
 AG Growth International Inc AFN.TO: National Bank of Canada raises target price to C\$69 from C\$67  
 Alaris Equity Partners Income Trust AD\_u.TO: National Bank of Canada cuts target price to C\$23 from C\$23.50  
 Alaris Equity Partners Income Trust AD\_u.TO: RBC cuts target price to C\$18 from C\$19  
 BTB REIT BTB\_u.TO: National Bank of Canada cuts target price to C\$3.65 from C\$3.85  
 Calfrac Well Services CFW.TO: Atb Capital Markets cuts target price to C\$11 from C\$11.50  
 Calfrac Well Services Ltd CFW.TO: RBC cuts target price to C\$6 from C\$7  
 Calfrac Well Services CFW.TO: Stifel FirstEnergy raises target price to C\$9 from C\$8.50  
 Calibre Mining Corp CXB.TO: BMO raises target price to C\$2 from C\$1.80  
 Calibre Mining Corp CXB.TO: Cormark Securities raises target price to C\$2 from C\$1.95  
 Capital Power Corp CPX.TO: Credit Suisse raises target price to C\$56 from C\$54  
 Chorus Aviation Inc CHR.TO: National Bank of Canada cuts target to C\$4.25 from C\$4.50  
 Chorus Aviation Inc CHR.TO: Scotiabank cuts target price to C\$4 from C\$4.40  
 Cronos Group Inc CRON.TO: Canaccord Genuity cuts target price to C\$4 from C\$4.25  
 CT REIT CRT\_u.TO: National Bank of Canada raises target price to C\$18 from C\$17.50  
 Element Fleet Management Corp EFN.TO: BMO raises target price to C\$24 from C\$23  
 Element Fleet Management Corp EFN.TO: National Bank of Canada ups target price to C\$30 from C\$28  
 Element Fleet Management Corp EFN.TO: RBC raises target price to C\$28 from C\$27  
 Element Fleet Management Corp EFN.TO: Scotiabank raises target price to C\$22 from C\$20  
 Element Fleet Management Corp EFN.TO: TD Securities raises target price to C\$24 from C\$23  
 Ero Copper Corp ERO.TO: National Bank of Canada raises target price to C\$26.5 from C\$25.50  
 Finning International Inc FTT.TO: BMO raises target price to C\$47 from C\$43  
 Finning International Inc FTT.TO: Canaccord Genuity raises target to C\$47 from C\$43

# Top News

## Canadian Stocks

Finning International Inc FTT.TO: CIBC raises target price to C\$47 from C\$45  
Finning International Inc FTT.TO: National Bank of Canada raises target price to C\$42 from C\$40  
Finning International Inc FTT.TO: Scotiabank raises target price to C\$46 from C\$45  
George Weston Ltd WN.TO: CIBC cuts target price to C\$209 from C\$210  
Goeasy Ltd GSY.TO: Cormark Securities raises target price to C\$165 from C\$140  
Great-West Lifeco Inc GWO.TO: TD Securities raises target price to C\$42 from C\$37  
Innergex Renewable Energy Inc INE.TO: Raymond James cuts target price to C\$21.50 from C\$24  
Interrent REIT IIP\_u.TO: Canaccord Genuity raises to buy from hold  
Interrent REIT IIP\_u.TO: TD Securities cuts target price to C\$15 from C\$16  
Keyera Corp KEY.TO: BMO raises target price to C\$34 from C\$33.5  
Keyera Corp KEY.TO: Canaccord Genuity raises target price to C\$35 from C\$34  
Keyera Corp KEY.TO: CIBC raises target price to C\$37 from C\$36  
Keyera Corp KEY.TO: National Bank of Canada raises target price to C\$35 from C\$34  
Keyera Corp KEY.TO: RBC raises target price to C\$38 from C\$36  
Keyera Corp KEY.TO: Stifel FirstEnergy raises target price to C\$38.50 from C\$36  
Keyera Corp KEY.TO: TD Securities raises target price to C\$37 from C\$36  
Lion Electric Co LEV.N: National Bank of Canada cuts target price to US\$2.75 from US\$3  
Lion Electric Co LEV.N: Raymond James cuts target price to US\$2 from US\$2.50  
MCAN Mortgage Corp MKP.TO: BMO raises target price to C\$19 from C\$18  
Nuvista Energy Ltd NVA.TO: Stifel GMP cuts target price to C\$15.50 from C\$15.75  
Pet Valu Holdings Ltd PET.TO: Barclays cuts target price to C\$41 from C\$45  
Pet Valu Holdings Ltd PET.TO: CIBC cuts target price to C\$44 from C\$48  
Pet Valu Holdings Ltd PET.TO: National Bank of Canada cuts target price to C\$41 from C\$47  
PHX Energy Services Corp PHX.TO: BMO cuts target price to C\$10 from C\$11  
Pizza Pizza Royalty Corp PZA.TO: TD Securities raises target price to C\$16 from C\$15  
Russel Metals Inc RUS.TO: Scotiabank raises target price to C\$40 from C\$38  
Russel Metals Inc RUS.TO: Stifel GMP raises target price to C\$42.50 from C\$42  
Sleep Country Canada Holdings Inc ZZZ.TO: CIBC raises target price to C\$30 from C\$29  
Sleep Country Canada Holdings Inc ZZZ.TO: TD Securities raises target price to C\$33 from C\$30  
SNC-Lavalin Group Inc SNC.TO: Atb Capital Markets raises target price to C\$44 from C\$38  
SNC-Lavalin Group Inc SNC.TO: BMO raises target price to C\$35 from C\$33  
SNC-Lavalin Group Inc SNC.TO: Canaccord Genuity raises target price to C\$42 from C\$41  
SNC-Lavalin Group Inc SNC.TO: CIBC raises target price to C\$36 from C\$31  
SNC-Lavalin Group Inc SNC.TO: Raymond James raises target price to C\$40 from C\$37  
SNC-Lavalin Group Inc SNC.TO: RBC raises target price to C\$45 from C\$39  
SNC-Lavalin Group Inc SNC.TO: TD Securities raises target price to C\$45 from C\$38  
Suncor Energy Inc SU.TO: RBC cuts target price to C\$52 from C\$54  
TVA Group Inc TVAb.TO: National Bank of Canada cuts to underperform from sector perform; cuts target to C\$0.70 from C\$2  
Well Health Technologies WELL.TO: Scotiabank resumes with sector outperform rating; target price C\$7.50



# Top News

## Canadian Stocks

### S&P/TSX Earnings Calendar

Company	Symbol	Time	Consensus EPS Estimate
Africa Oil Corp	AOI.TO	AMC	
Athabasca Oil Corp	ATH.TO	AMC	0.07
Aurora Cannabis Inc	ACB.TO	NTS	-0.07
Ballard Power Systems Inc	BLDP.TO	BMO	-0.10
Boralex Inc	BLX.TO	07:00	0.44
Boyd Group Services Inc	BYD.TO	BMO	0.84
CCL Industries Inc	CCLb.TO	17:30	0.84
Crombie REIT	CRR_u.TO	AMC	0.29
Dye & Durham Ltd	DND.TO	NTS	0.01
Endeavour Silver Corp	EDR.TO	BMO	0.07
Filo Mining Corp	FIL.TO	AMC	-0.19
Granite REIT	GRT_u.TO	AMC	1.19
Headwater Exploration Inc	HWX.TO	NTS	0.28
Home Capital Group Inc	HCG.TO	BMO	1.11
iA Financial Corporation Inc	IAG.TO	NTS	2.18
Intact Financial Corp	IFC.TO	AMC	2.96
Linamar Corp	LNR.TO	AMC	1.75
Lundin Gold Inc	LUG.TO	AMC	0.47
Manulife Financial Corp	MFC.TO	AMC	0.80
Nutrien Ltd	NTR.TO	AMC	1.56
Nuvei Corp	NVEI.TO	BMO	0.44
Osisko Gold Royalties Ltd	OR.TO	AMC	0.25
Pan American Silver Corp	PAAS.TO	AMC	0.02
Parex Resources Inc	PXT.TO	AMC	1.43
Peyto Exploration & Development Corp	PEY.TO	AMC	1.11
RioCan REIT	REI_u.TO	AMC	0.43
Ritchie Bros Auctioneers Inc	RBA.TO	AMC	0.47
Sandstorm Gold Ltd	SSL.TO	AMC	0.12
SmartCentres REIT	SRU_u.TO	AMC	0.52
Stantec Inc	STN.TO	AMC	0.72
Stelco Holdings Inc	STLC.TO	AMC	0.47
Stella-Jones Inc	SJ.TO	BMO	0.78
Torex Gold Resources Inc	TXG.TO	AMC	0.68
Wesdome Gold Mines Ltd	WDO.TO	AMC	0.14
WSP Global Inc	WSP.TO	AMC	1.32

Source: Refinitiv

# Top News

## U.S. Stocks

**Airbnb Inc:** The vacation rental booking company Airbnb said on Tuesday that it expected fewer bookings and lower average daily rates in the second quarter versus a year earlier, sending shares down in after-hours trading. The company's gross booking value increased 19% to \$20.4 billion in the first quarter from a year earlier, in line with a 19% increase in nights and experiences bookings to 121 million. Average daily rates were flat year-on-year at \$168. It forecast second-quarter revenue between \$2.35 billion and \$2.45 billion, largely in line with analysts' expectations.

**Alcon AG:** The company on Tuesday said group revenue rose by 7% in the first quarter, due to increased demand and favorable market conditions across most markets. The Swiss-American eye care group reported first-quarter net sales of \$2.33 billion, compared to \$2.18 billion the previous year. It slightly raised its full-year outlook for net sales, expecting year-on-year growth in constant currency of between 7% and 9%, compared to its previous forecast of between 6% and 8%. The group expects 2023 adjusted earnings per share to reach the high end of its previously guided range of between \$2.55 and \$2.65.

**Celanese Corp:** The chemical maker on Tuesday beat Wall Street estimates for first-quarter profit on steady demand recovery and lower costs. On an adjusted basis, the company reported first-quarter earnings of \$2.01 per share, compared with analysts' average estimate of \$1.64 per share. The company said quarterly net sales from its Engineered Materials segment, whose products are used in automotive and electronics industries, jumped nearly 80% to \$1.63 billion on demand recovery in Europe and Asia. Total net sales grew 12% to \$2.85 billion.

**Electronic Arts Inc:** The videogame publisher beat fourth-quarter booking estimates on Tuesday as gamers stuck with familiar titles such as "FIFA" and "Madden NFL", sending the company's shares up after the bell. EA reported net bookings of \$1.95 billion in the fourth quarter, above Refinitiv estimates of \$1.76 billion, driven by record live services and strong engagement, particularly from the "FIFA" franchise, Chief Financial Officer Chris Suh said. EA forecast fiscal 2024 net bookings between \$7.30 billion and \$7.70 billion, compared with estimates of \$7.52 billion.

**Occidental Petroleum Corp:** The U.S. oil and gas producer on Tuesday reported a 48% decline in first-quarter earnings that fell well short of analyst estimates as global economic growth concerns led to a decline in oil prices. Earnings declined despite a boost in first quarter oil and gas daily output to 1.22 million barrels from 1.08 million a year earlier, helped by higher production from its Permian operations. Adjusted earnings of \$1.09 per share for the quarter fell far short of analysts' \$1.24 per share estimate.

**Rivian Automotive Inc:** The EV Maker on Tuesday beat Wall Street estimates for quarterly revenue as it sold more higher-priced electric vehicles, and stood by its annual production forecast of 50,000 cars. Rivian expects production ramp up of its in-house Enduro powertrains to help offset parts supply issues in the second half of the year, enabling it to meet its annual production target. Revenue for the quarter ended March 31 stood at \$661 million, compared with Wall Street estimates of \$652.1 million. Rivian's quarterly net loss narrowed to \$1.35 billion from \$1.59 billion a year earlier.

**Toyota Motor Corp:** The Japanese automaker said it expects operating profit to climb 10% this business year, with a five-fold jump in pure electric vehicle (EV) sales amid an easing in global supply chain disruption from a shortage of chips. Toyota forecast operating profit would rise to 3.0 trillion yen this business year, in line with an analysts' average forecast of 3.02 trillion yen. That target came after operating profit for the fiscal fourth quarter through March surged more than a third to 626.9 billion yen. Separately, a trio of European asset managers has submitted a shareholder proposal urging Toyota to improve disclosure of its lobbying on climate change, likely the first time such a resolution will go before the Japanese automaker's investors.

**Twilio Inc:** The company on Tuesday forecast second-quarter revenue below estimates on shrinking demand for cloud services, sending the company's shares tumbling in extended trading. It expects second-quarter revenue in the range of \$980 million to \$990 million, compared with analysts' average estimate of \$1.05 billion. However, it reported a rise in active customer accounts, more than 300,000 in the first quarter ended March 31, 2023, compared with over 268,000 a year earlier. It reported adjusted net income of \$0.47 per share, beating analysts' average estimate of \$0.21. Revenue rose 15% to \$1.01 billion.

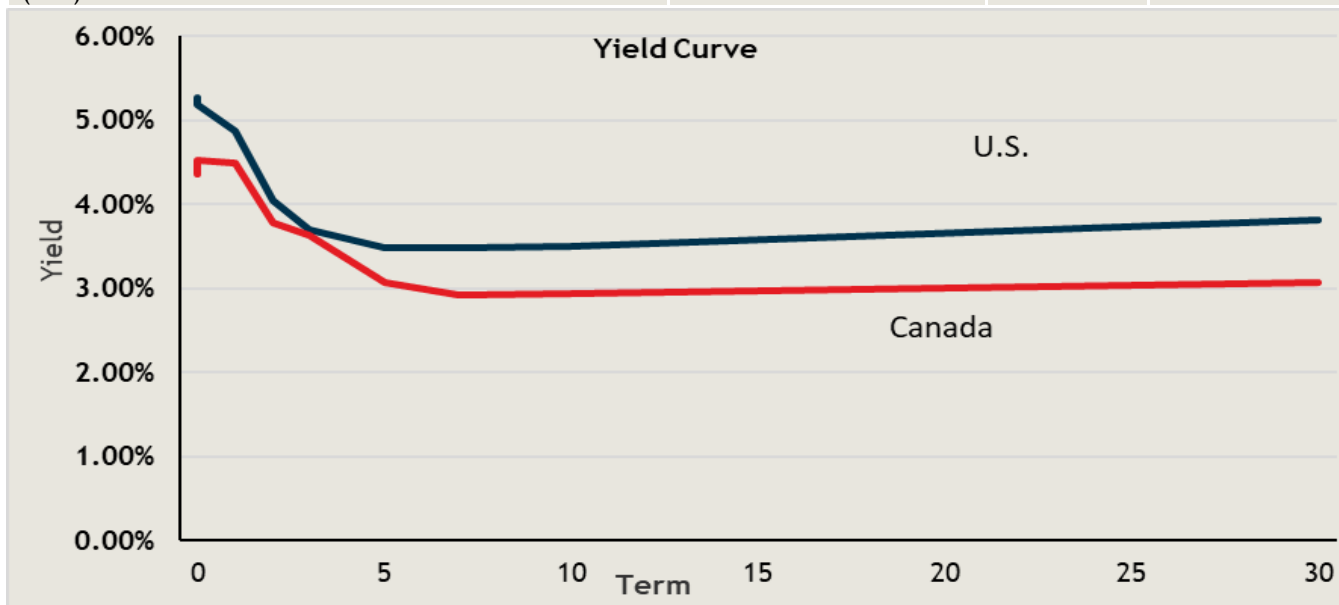
## S&P500 Earnings Calendar

Company	Symbol	Time	Consensus EPS Estimate
STERIS plc	STE	AMC	2.15
Walt Disney Co	DIS	AMC	0.93

# Top News

## Fixed Income

Canadian Key Rate	Last	Change bps		Last	Change bps
CDA o/n	4.50%	0.0	CDA 5 year	3.07%	-0.2
CDA Prime	6.70%	0.0	CDA 10 year	2.95%	-1.1
CDA 3 month T-Bill	4.44%	-1.0	CDA 20 year	3.14%	-5.0
CDA 6 month T-Bill	4.52%	0.0	CDA 30 year	3.08%	-4.2
CDA 1 Year	4.50%	1.0	5YR Sovereign CDS	39.43	
CDA 2 year	3.78%	0.2	10YR Sovereign CDS	40.09	
US Key Rate	Last	Change bps		Last	Change bps
US FED Funds	5-5.25%	0.00	US 5 year	3.49%	-0.5
US Prime	8.25%	0.00	US 10 year	3.50%	-2.4
US 3 month T-Bill	5.14%	-0.4	US 30 year	3.81%	-3.5
US 6 month T-Bill	5.18%	2.1	5YR Sovereign CDS	72.55	
US 1 Year	4.88%	1.3	10YR Sovereign CDS	58.38	
US 2 year	4.05%	2.1			
Preferred Shares Indicators			Last	Daily %	YTD
S&P Preferred Share Index			539.51	-0.01%	-0.89%
BMO Laddered Preferred Shares (ETF)			8.85	-0.11%	-2.10%



Source: Refinitiv



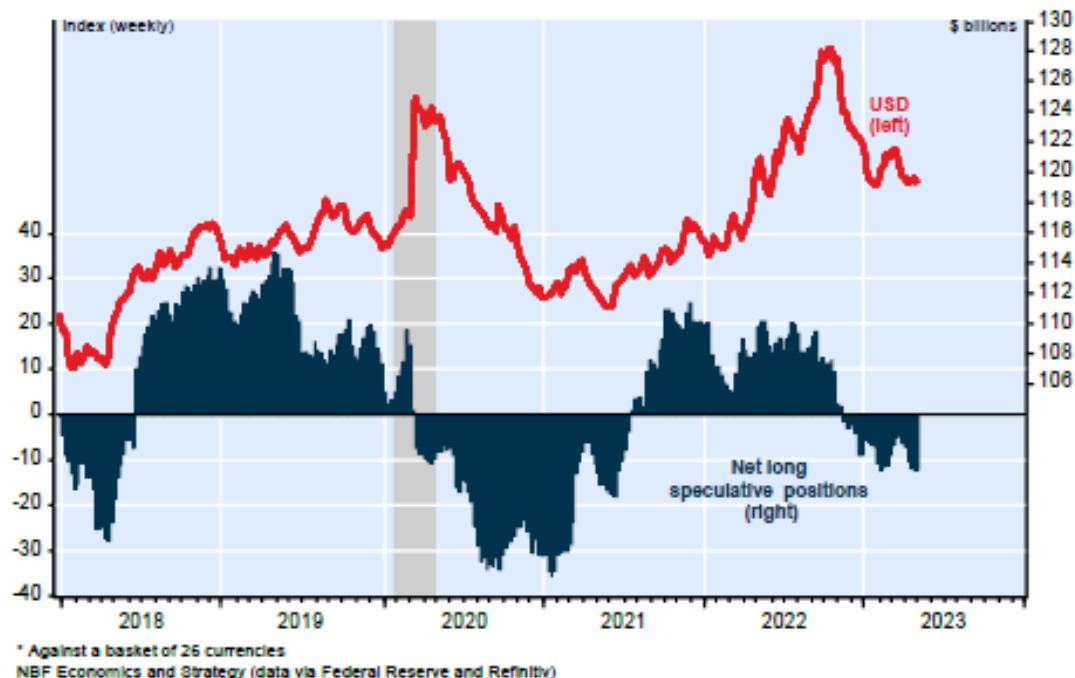
### Forex - May 2023

#### Highlights

- The U.S. dollar index against a basket of 26 currencies continues to depreciate and is returning to its January 2023 level, a weakness exacerbated by speculative bearish positions against the USD. Given the continued strong job creation in April (253,000 payroll jobs) and the lowest unemployment rate in 56 years, market expectations for imminent monetary easing seem rather ambitious. The dollar may rebound slightly in the coming weeks as investors reassess the timing of the Fed's interest rate pivot. However, for the greenback to appreciate, Washington must first break the impasse on the debt limit to avoid a potential default.
- The Canadian dollar has strengthened in recent weeks, gaining nearly 5 cents against the U.S. dollar. The resilience of the Canadian economy and a less dovish BoC have led to a significant reduction in Canada-U.S. interest rate differentials since the fall of the SVB. Looking ahead, we do not believe that the loonie will benefit from a continued narrowing of interest rate spreads. In light of the recent drop in commodity prices, we expect the USD/CAD to remain in the 1.33 to 1.38 range over the next few quarters.
- The euro has for the better part of the last month outperformed many of its peers. While this may appear surprising considering the still uncertain economic situation facing the common currency area, a combination of less severe than expected headwinds, stronger than forecasted data and a still hawkish central bank have kept a bid on the currency. Notwithstanding, we think the euro may be overreaching at this time. We think the USD could make a bit of a comeback assuming a scenario of no debt crisis. The euro could lose a bit of ground in the short term but find renewed strength later in forecast on the basis of policy narrowing between the ECB and the Fed.

#### U.S.: Greenback loses ground

Trade-weighted USD\* vs. net long speculative positions of non-commercial traders against the USD



## Disclosures

The particulars contained herein were obtained from sources which we believe to be reliable but are not guaranteed by us and may be incomplete and may be subject to change without notice. The information is current as of the date of this document. Neither the author nor NBF assumes any obligation to update the information or advise on further developments relating to the topics or securities discussed. The opinions expressed are based upon the author(s) analysis and interpretation of these particulars and are not to be construed as a solicitation or offer to buy or sell the securities mentioned herein, and nothing in this document constitutes a representation that any investment strategy or recommendation contained herein is suitable or appropriate to a recipient's individual circumstances. In all cases, investors should conduct their own investigation and analysis of such information before taking or omitting to take any action in relation to securities or markets that are analyzed in this document. The document alone is not intended to form the basis for an investment decision, or to replace any due diligence or analytical work required by you in making an investment decision.

This document was prepared by National Bank Financial Inc. (NBF), a Canadian investment dealer, a dealer member of IIROC and an indirect wholly owned subsidiary of National Bank of Canada. National Bank of Canada is a public company listed on the Toronto Stock Exchange.

NBF is a member of the Canadian Investor Protection Fund.

For NBF Disclosures, please visit URL: <http://www.nbin.ca/contactus/disclosures.html>

Click on the following link to see National Bank Financial Markets Statement of Policies <https://nbfm.ca/statement-of-policies>

© 2023 National Bank Financial Inc. All rights reserved. Any reproduction, in whole or in part, is strictly prohibited without the prior written consent of National Bank Financial Inc. ® The NATIONAL BANK FINANCIAL MARKETS and NBF logos are registered trademarks of National Bank of Canada used under license by authorized third parties.