

US Daily: April Recession Watch Tracker: Labor Market Rebalancing Continues and Shelter Inflation Slows (Abecasis)

Our Recession Watch Tracker monitors key indicators of whether the US economy is headed for a soft or hard landing. All data are available for download [here](#).

- **Recession odds:** Our 12-month recession odds remain at 35%, well below the 65% median probability in the Bloomberg forecaster survey.
- **Growth:** Activity growth remains positive but below potential, keeping the rebalancing of supply and demand on track. Our Current Activity Indicator stands at +0.3% in March and +0.7% on a 3-month annualized basis, and our business survey trackers averaged a slightly-expansionary 50.3 in March. We are tracking Q1 domestic final sales growth at +3.4% (qoq ar).
- **Labor market:** Our jobs-workers gap declined to 4.1mn in March based on JOLTS job openings and declined to 3.1mn based on alternative web-based measures of job openings. Both measures remain above the 2mn level we estimate is necessary to rebalance the labor market. Initial jobless claims remain low, at 228k, and our real-time estimate of the layoff rate based on March and April WARN notices also remains low, at 1.2%.
- **Wage growth:** Average hourly earnings growth picked up to 3.3% on a 1-month annualized basis in March (vs. 2.6% in February) but slowed to 3.2% on a 3-month annualized basis (vs. 3.6% in February). Composition-adjusted average hourly earnings increased 4.1% on a 1-month annualized basis and 4.3% on a 3-month annualized basis. Our monthly wage survey composite declined by 0.2pp to 3.7% in March. Our Q1 wage tracker stands at 4.3% (qoq ar, vs. 4.7% in Q4) but remains above the 3.5% rate we estimate is consistent with 2% inflation.
- **Inflation:** Core CPI increased 0.38% in March, implying 1.0% core goods inflation and 6.7% core services inflation on a 3-month annualized basis. Rent and owners' equivalent rent (OER) decelerated meaningfully in the March CPI report (rent +0.49%, OER +0.48%, compared to +0.76% and +0.70% respectively in February). Web-based measures of new-tenant rent growth increased at a 1.3% annual rate, suggesting that the slower pace of shelter inflation is likely to continue as the gap between rents for new and continuing leases continues to narrow.
- **Yield curve:** The number of hikes priced by the bond market for 2023Q2 increased and the number of cuts priced for 2023H2 decreased relative to the immediate aftermath of the SVB collapse, but investors still expect the Fed to

Jan Hatzius
+1(212)902-0394 | jan.hatzius@gs.com
Goldman Sachs & Co. LLC

Alec Phillips
+1(202)637-3746 | alec.phillips@gs.com
Goldman Sachs & Co. LLC

David Mericle
+1(212)357-2619 | david.mericle@gs.com
Goldman Sachs & Co. LLC

Spencer Hill, CFA
+1(212)357-7621 | spencer.hill@gs.com
Goldman Sachs & Co. LLC

Joseph Briggs
+1(212)902-2163 | joseph.briggs@gs.com
Goldman Sachs & Co. LLC

Ronnie Walker
+1(917)343-4543 | ronnie.walker@gs.com
Goldman Sachs & Co. LLC

Tim Krupa
+1(202)637-3771 | tim.krupa@gs.com
Goldman Sachs & Co. LLC

Manuel Abecasis
+1(212)902-8357 | manuel.abecasis@gs.com
Goldman Sachs & Co. LLC

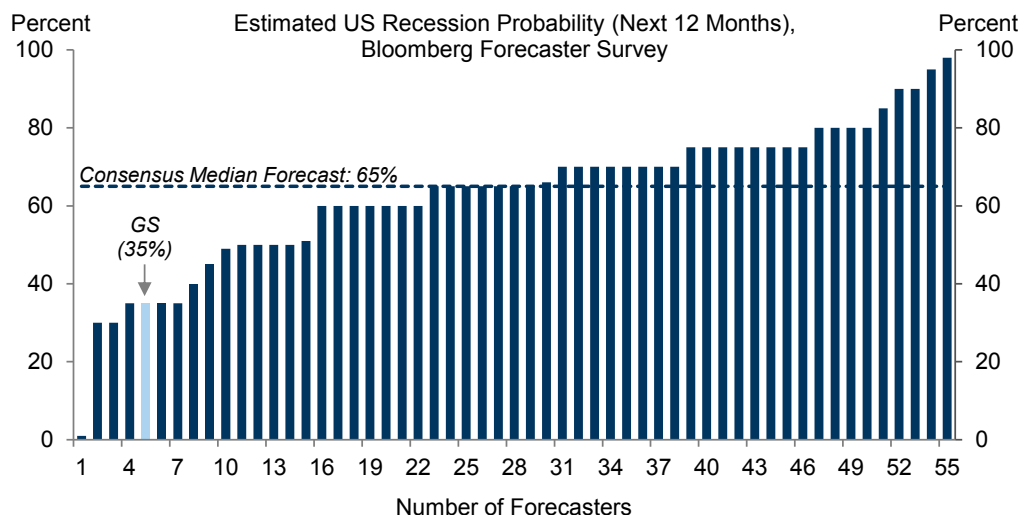
hike by less in 2023Q2 and cut by more in 2023H2 than before the recent banking turmoil. Currently, the bond market is pricing 19bp of hikes in 2023Q2 (vs. 5bp of cuts in mid-March), 65bp of cuts in 2023H2 (vs. 104bp of cuts), 87bp of cuts in 2024H1 (vs. 11bp of cuts), and 55bp of cuts in 2024H2 (vs. 27bp of cuts).

April Recession Watch Tracker: Labor Market Rebalancing Continues and Shelter Inflation Slows

Recession Odds

Our 12-month recession odds remain at 35%, well below the 65% median probability in the Bloomberg forecaster survey.

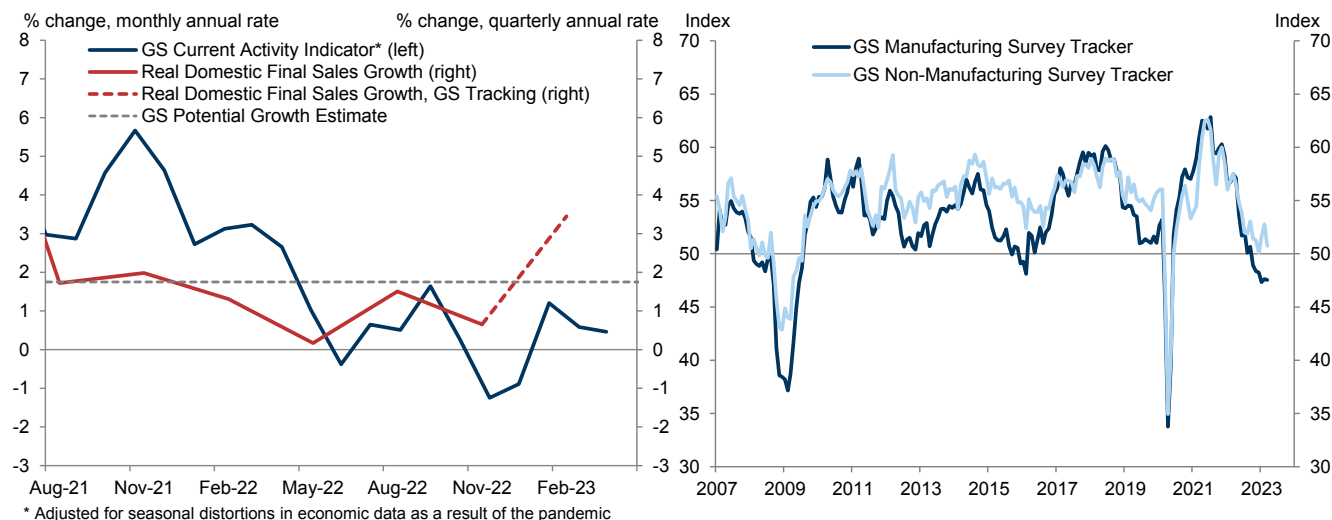
Exhibit 1: Our Recession Odds Remain Well Below Consensus



Source: Bloomberg, Goldman Sachs Global Investment Research

Growth

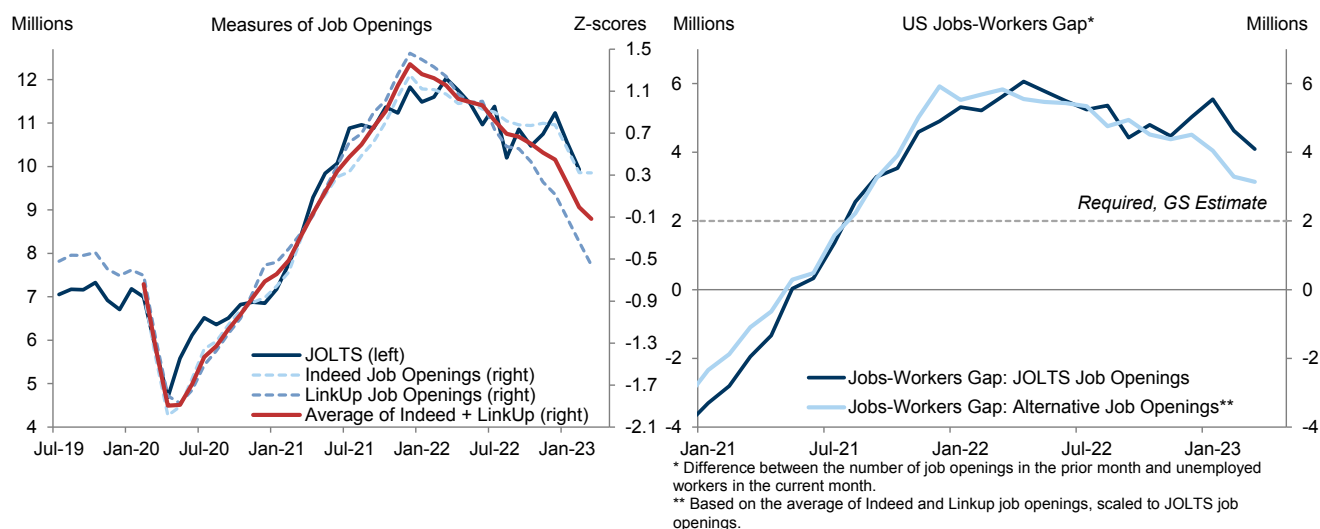
Activity growth remains positive but below potential, keeping the rebalancing of supply and demand on track. Our Current Activity Indicator adjusted for pandemic-related seasonal distortions in economic data stands at +0.3% in March and +0.7% on a 3-month average basis, and our business survey trackers averaged a slightly-expansive 50.3 in March. We are tracking Q1 domestic final sales growth at +3.4% (qoq ar).

Exhibit 2: Our Current Activity Indicator and Business Survey Suggest Growth Remains Positive but Below Potential, as Desired


Source: Department of Commerce, Goldman Sachs Global Investment Research

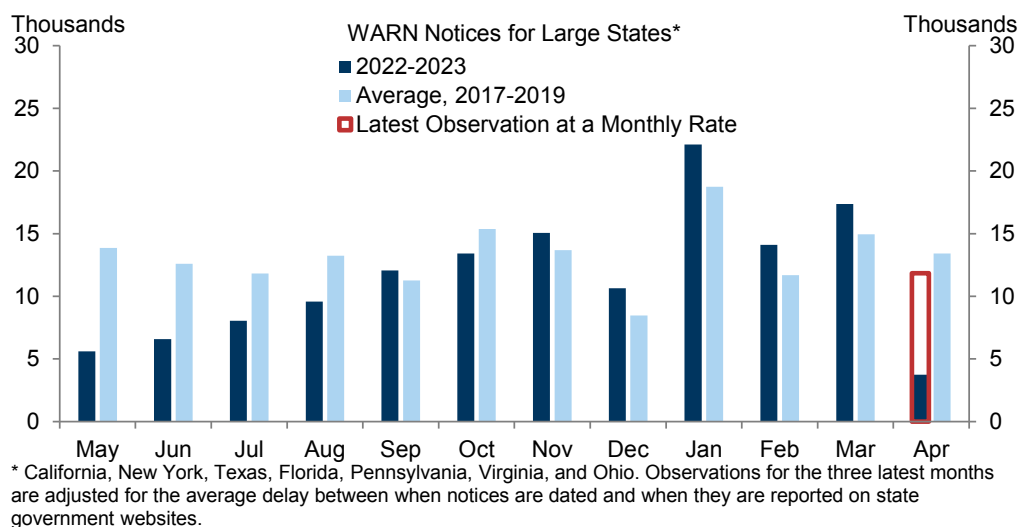
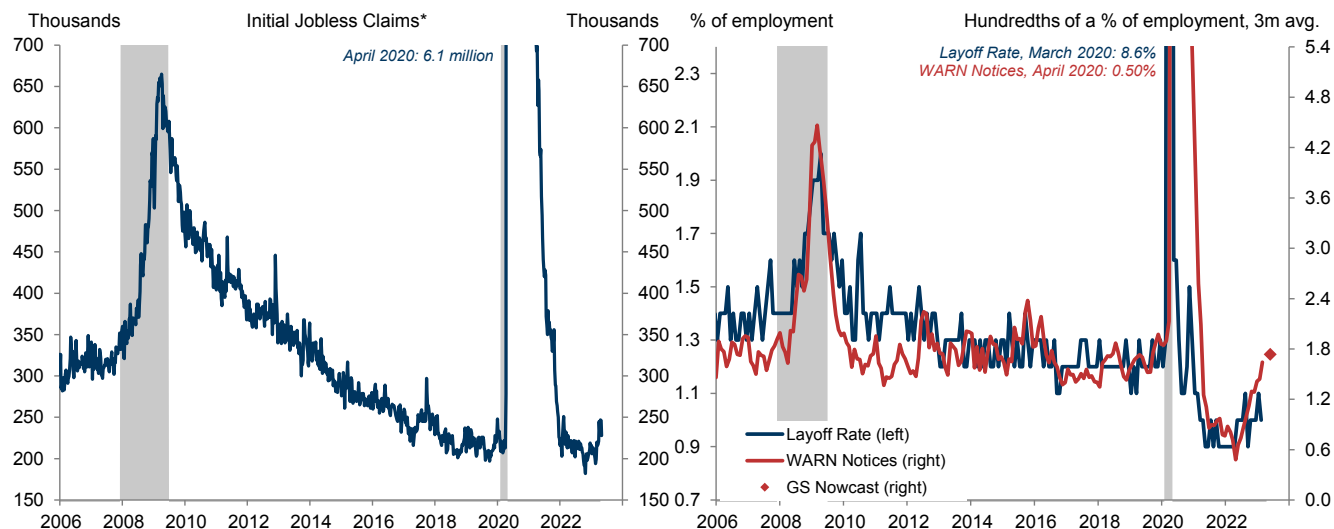
Labor Market

Labor-market rebalancing is also underway, driven by a decline in job openings. Our jobs-workers gap declined to 4.1mn in March based on JOLTS job openings and to 3.1mn based on alternative web-based measures of job openings. Both measures remain above the 2mn level we estimate is necessary to rebalance the labor market.

Exhibit 3: Our Jobs-Workers Gap Stands at 4.1mn in March Based on JOLTS and 3.1mn Based on Alternative Web-Based Measures of Job Openings


Source: Department of Labor, Indeed, LinkUp, Goldman Sachs Global Investment Research

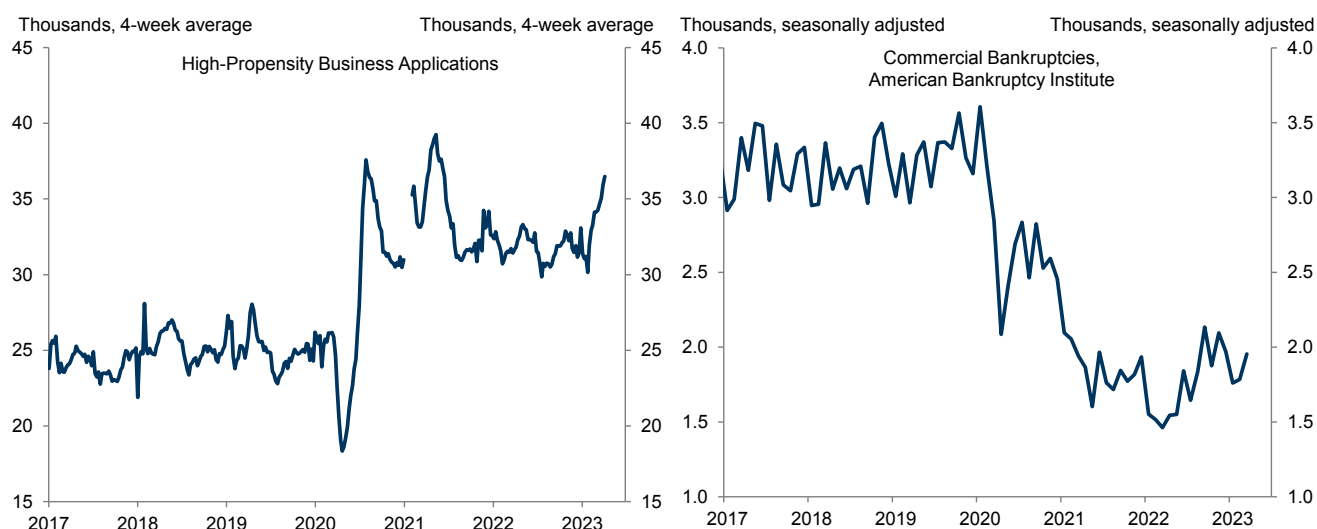
At the same time, initial jobless claims remain low (228k) and our real-time estimate of the layoff rate based on March and April WARN notices suggests the layoff rate also remains low, at around 1.2%.

Exhibit 4: Initial Claims (228k) and Our Real-Time Estimate of the Layoff Rate (1.2%) Remain Low

Source: Department of Labor, Federal Reserve, Goldman Sachs Global Investment Research

Business applications remain high (36k, vs. 25k average in 2019) and commercial bankruptcies remain low (2k, vs. 3.3k on average in 2019). Strong net business formation suggests that the current healthy pace of job growth is unlikely to be revised away when the BLS incorporates new source data on business births and deaths into the payrolls statistics.

Exhibit 5: Business Applications from Candidates Who Are Likely to Hire Remain Above Their Pre-Pandemic Levels; Commercial Bankruptcies Remain Well Below Their Pre-Pandemic Levels



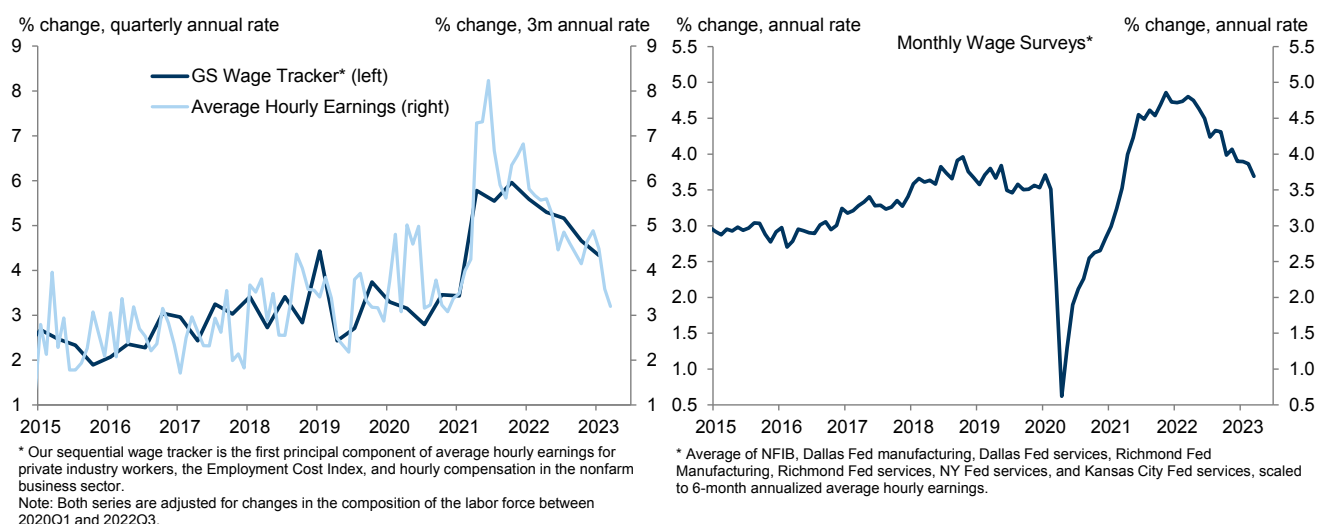
Source: Census Bureau, American Bankruptcy Institute, Goldman Sachs Global Investment Research

Wage Growth

Wage growth indicators slowed on net this month. Average hourly earnings growth picked up to 3.3% on a 1-month annualized basis in March (vs. 2.6% in February) but slowed to 3.2% on a 3-month annualized basis (vs. 3.6% in February).

Composition-adjusted average hourly earnings increased 4.1% on a 1-month annualized basis and 4.3% on a 3-month annualized basis. Our monthly wage survey composite, which aggregates business surveys on actual or expected wage changes, declined by 0.2pp to 3.7% in March. Our Q1 wage tracker stands at 4.3% (qoq ar, vs. 4.7% in Q4) but remains above the 3.5% rate we estimate is consistent with 2% inflation.

Exhibit 6: Average Hourly Earnings Growth Stands at 3.3% Annualized and Our Q1 Wage Tracker Stands at 4.3%; Our Wage Survey Indicator Declined to 3.7% Annualized in March

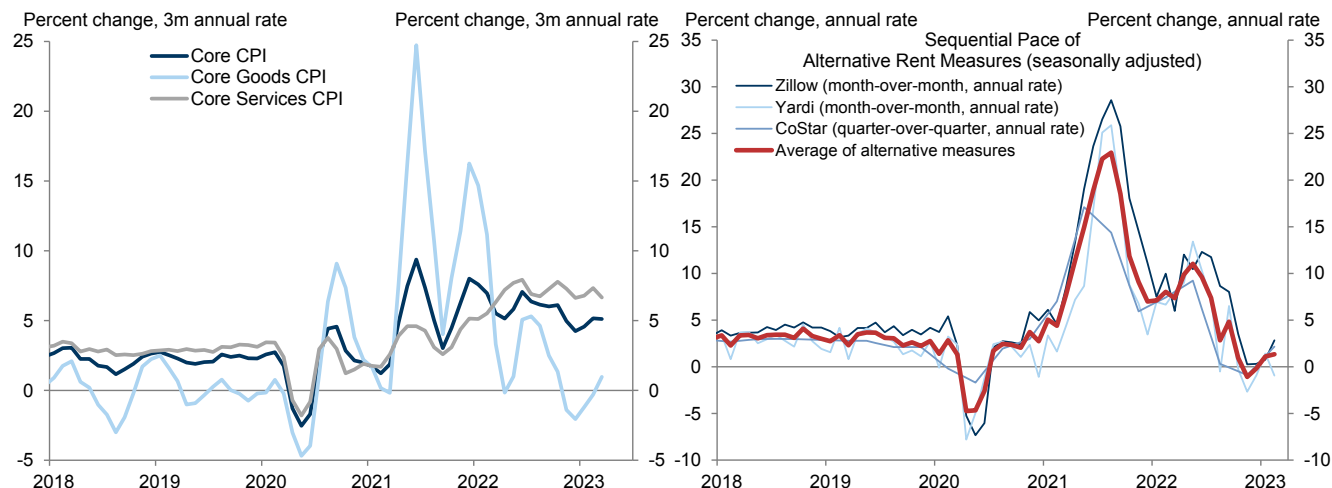


Source: Department of Labor, Indeed, Federal Reserve, NFIB, Goldman Sachs Global Investment Research

Inflation

Core CPI increased 0.38% in March, implying 1.0% core goods inflation and 6.7% core services inflation on a 3-month annualized basis. Rent and owners' equivalent rent (OER) decelerated meaningfully in the March CPI report (rent +0.49%, OER +0.48%, compared to +0.76% and +0.70% respectively in February). Web-based measures of new-tenant rent growth increased at a 1.3% annual rate, suggesting that the slowdown in the pace of shelter inflation is likely to continue as the gap between rents for new and continuing leases continues to narrow.

Exhibit 7: Core CPI Increased 0.38% Month-over-Month in March; Alternative Web-Based Measures of New Tenant Rents Increased 1.3% Annualized

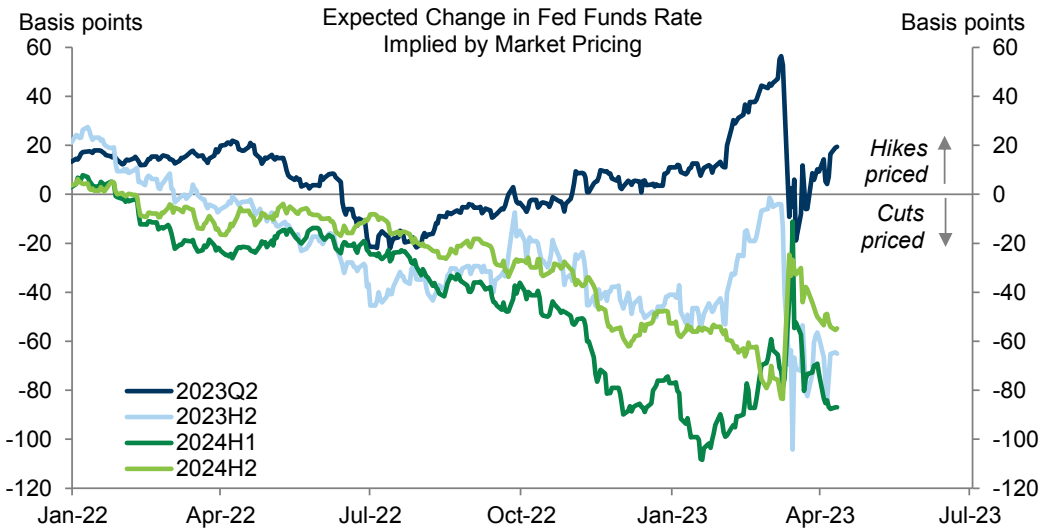


Source: Department of Labor, Zillow, Yardi, CoStar, Goldman Sachs Global Investment Research

Yield Curve

When financial market participants see a higher probability of recession, they are more likely to expect the FOMC to cut the federal funds rate to stimulate the economy. The number of hikes priced by the bond market for 2023Q2 increased and the number of cuts priced for 2023H2 decreased relative to the immediate aftermath of the SVB collapse, but investors still expect the Fed to hike by less in 2023Q2 and cut by more in 2023H2 than before the recent banking turmoil. Currently, the bond market is pricing 19bp of hikes in 2023Q2 (vs. 5bp of cuts in mid-March, in the immediate aftermath of the SVB collapse), 65bp of cuts in 2023H2 (vs. 104bp of cuts), 87bp of cuts in 2024H1 (vs. 11bp of cuts), and 55bp of cuts in 2024H2 (vs. 27bp of cuts).

Exhibit 8: Market Expectations for the Funds Rate Suggest Investors Expect the Fed to Cut Interest Rates by Less in the Second Half of the Year Than in the Immediate Aftermath of the SVB Collapse



Source: Goldman Sachs Global Investment Research

Manuel Abecasis

Disclosure Appendix

Reg AC

We, Jan Hatzius, Alec Phillips, David Mericle, Spencer Hill, CFA, Joseph Briggs, Ronnie Walker, Tim Krupa and Manuel Abecasis, hereby certify that all of the views expressed in this report accurately reflect our personal views, which have not been influenced by considerations of the firm's business or client relationships.

Unless otherwise stated, the individuals listed on the cover page of this report are analysts in Goldman Sachs' Global Investment Research division.

Disclosures

Regulatory disclosures

Disclosures required by United States laws and regulations

See company-specific regulatory disclosures above for any of the following disclosures required as to companies referred to in this report: manager or co-manager in a pending transaction; 1% or other ownership; compensation for certain services; types of client relationships; managed/co-managed public offerings in prior periods; directorships; for equity securities, market making and/or specialist role. Goldman Sachs trades or may trade as a principal in debt securities (or in related derivatives) of issuers discussed in this report.

The following are additional required disclosures: **Ownership and material conflicts of interest:** Goldman Sachs policy prohibits its analysts, professionals reporting to analysts and members of their households from owning securities of any company in the analyst's area of coverage.

Analyst compensation: Analysts are paid in part based on the profitability of Goldman Sachs, which includes investment banking revenues. **Analyst as officer or director:** Goldman Sachs policy generally prohibits its analysts, persons reporting to analysts or members of their households from serving as an officer, director or advisor of any company in the analyst's area of coverage. **Non-U.S. Analysts:** Non-U.S. analysts may not be associated persons of Goldman Sachs & Co. LLC and therefore may not be subject to FINRA Rule 2241 or FINRA Rule 2242 restrictions on communications with subject company, public appearances and trading securities held by the analysts.

Additional disclosures required under the laws and regulations of jurisdictions other than the United States

The following disclosures are those required by the jurisdiction indicated, except to the extent already made above pursuant to United States laws and regulations. **Australia:** Goldman Sachs Australia Pty Ltd and its affiliates are not authorised deposit-taking institutions (as that term is defined in the Banking Act 1959 (Cth)) in Australia and do not provide banking services, nor carry on a banking business, in Australia. This research, and any access to it, is intended only for "wholesale clients" within the meaning of the Australian Corporations Act, unless otherwise agreed by Goldman Sachs. In producing research reports, members of the Global Investment Research Division of Goldman Sachs Australia may attend site visits and other meetings hosted by the companies and other entities which are the subject of its research reports. In some instances the costs of such site visits or meetings may be met in part or in whole by the issuers concerned if Goldman Sachs Australia considers it is appropriate and reasonable in the specific circumstances relating to the site visit or meeting. To the extent that the contents of this document contains any financial product advice, it is general advice only and has been prepared by Goldman Sachs without taking into account a client's objectives, financial situation or needs. A client should, before acting on any such advice, consider the appropriateness of the advice having regard to the client's own objectives, financial situation and needs. A copy of certain Goldman Sachs Australia and New Zealand disclosure of interests and a copy of Goldman Sachs' Australian Sell-Side Research Independence Policy Statement are available at: <https://www.goldmansachs.com/disclosures/australia-new-zealand/index.html>. **Brazil:** Disclosure information in relation to CVM Resolution n. 20 is available at <https://www.gs.com/worldwide/brazil/area/gir/index.html>. Where applicable, the Brazil-registered analyst primarily responsible for the content of this research report, as defined in Article 20 of CVM Resolution n. 20, is the first author named at the beginning of this report, unless indicated otherwise at the end of the text. **Canada:** This information is being provided to you for information purposes only and is not, and under no circumstances should be construed as, an advertisement, offering or solicitation by Goldman Sachs & Co. LLC for purchasers of securities in Canada to trade in any Canadian security. Goldman Sachs & Co. LLC is not registered as a dealer in any jurisdiction in Canada under applicable Canadian securities laws and generally is not permitted to trade in Canadian securities and may be prohibited from selling certain securities and products in certain jurisdictions in Canada. If you wish to trade in any Canadian securities or other products in Canada please contact Goldman Sachs Canada Inc., an affiliate of The Goldman Sachs Group Inc., or another registered Canadian dealer. **Hong Kong:** Further information on the securities of covered companies referred to in this research may be obtained on request from Goldman Sachs (Asia) L.L.C. **India:** Further information on the subject company or companies referred to in this research may be obtained from Goldman Sachs (India) Securities Private Limited, Research Analyst - SEBI Registration Number INH000001493, 951-A, Rational House, Appasaheb Marathe Marg, Prabhadevi, Mumbai 400 025, India, Corporate Identity Number U74140MH2006FTC160634, Phone +91 22 6616 9000, Fax +91 22 6616 9001. Goldman Sachs may beneficially own 1% or more of the securities (as such term is defined in clause 2 (h) the Indian Securities Contracts (Regulation) Act, 1956) of the subject company or companies referred to in this research report. **Japan:** See below. **Korea:** This research, and any access to it, is intended only for "professional investors" within the meaning of the Financial Services and Capital Markets Act, unless otherwise agreed by Goldman Sachs. Further information on the subject company or companies referred to in this research may be obtained from Goldman Sachs (Asia) L.L.C., Seoul Branch. **New Zealand:** Goldman Sachs New Zealand Limited and its affiliates are neither "registered banks" nor "deposit takers" (as defined in the Reserve Bank of New Zealand Act 1989) in New Zealand. This research, and any access to it, is intended for "wholesale clients" (as defined in the Financial Advisers Act 2008) unless otherwise agreed by Goldman Sachs. A copy of certain Goldman Sachs Australia and New Zealand disclosure of interests is available at: <https://www.goldmansachs.com/disclosures/australia-new-zealand/index.html>. **Russia:** Research reports distributed in the Russian Federation are not advertising as defined in the Russian legislation, but are information and analysis not having product promotion as their main purpose and do not provide appraisal within the meaning of the Russian legislation on appraisal activity. Research reports do not constitute a personalized investment recommendation as defined in Russian laws and regulations, are not addressed to a specific client, and are prepared without analyzing the financial circumstances, investment profiles or risk profiles of clients. Goldman Sachs assumes no responsibility for any investment decisions that may be taken by a client or any other person based on this research report. **Singapore:** Goldman Sachs (Singapore) Pte. (Company Number: 198602165W), which is regulated by the Monetary Authority of Singapore, accepts legal responsibility for this research, and should be contacted with respect to any matters arising from, or in connection with, this research. **Taiwan:** This material is for reference only and must not be reprinted without permission. Investors should carefully consider their own investment risk. Investment results are the responsibility of the individual investor. **United Kingdom:** Persons who would be categorized as retail clients in the United Kingdom, as such term is defined in the rules of the Financial Conduct Authority, should read this research in conjunction with prior Goldman Sachs research on the covered companies referred to herein and should refer to the risk warnings that have been sent to them by Goldman Sachs International. A copy of these risks warnings, and a glossary of certain financial terms used in this report, are available from Goldman Sachs International on request.

European Union and United Kingdom: Disclosure information in relation to Article 6 (2) of the European Commission Delegated Regulation (EU) (2016/958) supplementing Regulation (EU) No 596/2014 of the European Parliament and of the Council (including as that Delegated Regulation is implemented into United Kingdom domestic law and regulation following the United Kingdom's departure from the European Union and the European Economic Area) with regard to regulatory technical standards for the technical arrangements for objective presentation of investment

recommendations or other information recommending or suggesting an investment strategy and for disclosure of particular interests or indications of conflicts of interest is available at <https://www.gs.com/disclosures/europeanpolicy.html> which states the European Policy for Managing Conflicts of Interest in Connection with Investment Research.

Japan: Goldman Sachs Japan Co., Ltd. is a Financial Instrument Dealer registered with the Kanto Financial Bureau under registration number Kinsho 69, and a member of Japan Securities Dealers Association, Financial Futures Association of Japan and Type II Financial Instruments Firms Association. Sales and purchase of equities are subject to commission pre-determined with clients plus consumption tax. See company-specific disclosures as to any applicable disclosures required by Japanese stock exchanges, the Japanese Securities Dealers Association or the Japanese Securities Finance Company.

Global product; distributing entities

The Global Investment Research Division of Goldman Sachs produces and distributes research products for clients of Goldman Sachs on a global basis. Analysts based in Goldman Sachs offices around the world produce research on industries and companies, and research on macroeconomics, currencies, commodities and portfolio strategy. This research is disseminated in Australia by Goldman Sachs Australia Pty Ltd (ABN 21 006 797 897); in Brazil by Goldman Sachs do Brasil Corretora de Títulos e Valores Mobiliários S.A.; Public Communication Channel Goldman Sachs Brazil: 0800 727 5764 and / or contatogoldmanbrasil@gs.com. Available Weekdays (except holidays), from 9am to 6pm. Canal de Comunicação com o Público Goldman Sachs Brasil: 0800 727 5764 e/ou contatogoldmanbrasil@gs.com. Horário de funcionamento: segunda-feira à sexta-feira (exceto feriados), das 9h às 18h; in Canada by Goldman Sachs & Co. LLC; in Hong Kong by Goldman Sachs (Asia) L.L.C.; in India by Goldman Sachs (India) Securities Private Ltd.; in Japan by Goldman Sachs Japan Co., Ltd.; in the Republic of Korea by Goldman Sachs (Asia) L.L.C., Seoul Branch; in New Zealand by Goldman Sachs New Zealand Limited; in Russia by OOO Goldman Sachs; in Singapore by Goldman Sachs (Singapore) Pte. (Company Number: 198602165W); and in the United States of America by Goldman Sachs & Co. LLC. Goldman Sachs International has approved this research in connection with its distribution in the United Kingdom.

Effective from the date of the United Kingdom's departure from the European Union and the European Economic Area ("Brexit Day") the following information with respect to distributing entities will apply:

Goldman Sachs International ("GSI"), authorised by the Prudential Regulation Authority ("PRA") and regulated by the Financial Conduct Authority ("FCA") and the PRA, has approved this research in connection with its distribution in the United Kingdom.

European Economic Area: GSI, authorised by the PRA and regulated by the FCA and the PRA, disseminates research in the following jurisdictions within the European Economic Area: the Grand Duchy of Luxembourg, Italy, the Kingdom of Belgium, the Kingdom of Denmark, the Kingdom of Norway, the Republic of Finland, the Republic of Cyprus and the Republic of Ireland; GS - Succursale de Paris (Paris branch) which, from Brexit Day, will be authorised by the French Autorité de contrôle prudentiel et de résolution ("ACPR") and regulated by the Autorité de contrôle prudentiel et de résolution and the Autorité des marchés financiers ("AMF") disseminates research in France; GSI - Sucursal en España (Madrid branch) authorized in Spain by the Comisión Nacional del Mercado de Valores disseminates research in the Kingdom of Spain; GSI - Sweden Bankfilial (Stockholm branch) is authorized by the SFSa as a "third country branch" in accordance with Chapter 4, Section 4 of the Swedish Securities and Market Act (Sw. lag (2007:528) om värdepappersmarknaden) disseminates research in the Kingdom of Sweden; Goldman Sachs Bank Europe SE ("GSBE") is a credit institution incorporated in Germany and, within the Single Supervisory Mechanism, subject to direct prudential supervision by the European Central Bank and in other respects supervised by German Federal Financial Supervisory Authority (Bundesanstalt für Finanzdienstleistungsaufsicht, BaFin) and Deutsche Bundesbank and disseminates research in the Federal Republic of Germany and those jurisdictions within the European Economic Area where GSI is not authorised to disseminate research and additionally, GSBE, Copenhagen Branch filial af GSBE, Tyskland, supervised by the Danish Financial Authority disseminates research in the Kingdom of Denmark; GSBE - Sucursal en España (Madrid branch) subject (to a limited extent) to local supervision by the Bank of Spain disseminates research in the Kingdom of Spain; GSBE - Succursale Italia (Milan branch) to the relevant applicable extent, subject to local supervision by the Bank of Italy (Banca d'Italia) and the Italian Companies and Exchange Commission (Commissione Nazionale per le Società e la Borsa "Consob") disseminates research in Italy; GSBE - Succursale de Paris (Paris branch), supervised by the AMF and by the ACPR disseminates research in France; and GSBE - Sweden Bankfilial (Stockholm branch), to a limited extent, subject to local supervision by the Swedish Financial Supervisory Authority (Finansinspektionen) disseminates research in the Kingdom of Sweden.

General disclosures

This research is for our clients only. Other than disclosures relating to Goldman Sachs, this research is based on current public information that we consider reliable, but we do not represent it is accurate or complete, and it should not be relied on as such. The information, opinions, estimates and forecasts contained herein are as of the date hereof and are subject to change without prior notification. We seek to update our research as appropriate, but various regulations may prevent us from doing so. Other than certain industry reports published on a periodic basis, the large majority of reports are published at irregular intervals as appropriate in the analyst's judgment.

Goldman Sachs conducts a global full-service, integrated investment banking, investment management, and brokerage business. We have investment banking and other business relationships with a substantial percentage of the companies covered by our Global Investment Research Division. Goldman Sachs & Co. LLC, the United States broker dealer, is a member of SIPC (<https://www.sipc.org>).

Our salespeople, traders, and other professionals may provide oral or written market commentary or trading strategies to our clients and principal trading desks that reflect opinions that are contrary to the opinions expressed in this research. Our asset management area, principal trading desks and investing businesses may make investment decisions that are inconsistent with the recommendations or views expressed in this research.

We and our affiliates, officers, directors, and employees, will from time to time have long or short positions in, act as principal in, and buy or sell, the securities or derivatives, if any, referred to in this research, unless otherwise prohibited by regulation or Goldman Sachs policy.

The views attributed to third party presenters at Goldman Sachs arranged conferences, including individuals from other parts of Goldman Sachs, do not necessarily reflect those of Global Investment Research and are not an official view of Goldman Sachs.

Any third party referenced herein, including any salespeople, traders and other professionals or members of their household, may have positions in the products mentioned that are inconsistent with the views expressed by analysts named in this report.

This research is focused on investment themes across markets, industries and sectors. It does not attempt to distinguish between the prospects or performance of, or provide analysis of, individual companies within any industry or sector we describe.

Any trading recommendation in this research relating to an equity or credit security or securities within an industry or sector is reflective of the investment theme being discussed and is not a recommendation of any such security in isolation.

This research is not an offer to sell or the solicitation of an offer to buy any security in any jurisdiction where such an offer or solicitation would be illegal. It does not constitute a personal recommendation or take into account the particular investment objectives, financial situations, or needs of individual clients. Clients should consider whether any advice or recommendation in this research is suitable for their particular circumstances and, if appropriate, seek professional advice, including tax advice. The price and value of investments referred to in this research and the income from them may fluctuate. Past performance is not a guide to future performance, future returns are not guaranteed, and a loss of original capital may occur.

Fluctuations in exchange rates could have adverse effects on the value or price of, or income derived from, certain investments.

Certain transactions, including those involving futures, options, and other derivatives, give rise to substantial risk and are not suitable for all investors. Investors should review current options and futures disclosure documents which are available from Goldman Sachs sales representatives or at <https://www.theocc.com/about/publications/character-risks.jsp> and https://www.fiadocumentation.org/fia/regulatory-disclosures_1/fia-uniform-futures-and-options-on-futures-risk-disclosures-booklet-pdf-version-2018. Transaction costs may be significant in option strategies calling for multiple purchase and sales of options such as spreads. Supporting documentation will be supplied upon request.

Differing Levels of Service provided by Global Investment Research: The level and types of services provided to you by the Global Investment Research division of GS may vary as compared to that provided to internal and other external clients of GS, depending on various factors including your individual preferences as to the frequency and manner of receiving communication, your risk profile and investment focus and perspective (e.g., marketwide, sector specific, long term, short term), the size and scope of your overall client relationship with GS, and legal and regulatory constraints. As an example, certain clients may request to receive notifications when research on specific securities is published, and certain clients may request that specific data underlying analysts' fundamental analysis available on our internal client websites be delivered to them electronically through data feeds or otherwise. No change to an analyst's fundamental research views (e.g., ratings, price targets, or material changes to earnings estimates for equity securities), will be communicated to any client prior to inclusion of such information in a research report broadly disseminated through electronic publication to our internal client websites or through other means, as necessary, to all clients who are entitled to receive such reports.

All research reports are disseminated and available to all clients simultaneously through electronic publication to our internal client websites. Not all research content is redistributed to our clients or available to third-party aggregators, nor is Goldman Sachs responsible for the redistribution of our research by third party aggregators. For research, models or other data related to one or more securities, markets or asset classes (including related services) that may be available to you, please contact your GS representative or go to <https://research.gs.com>.

Disclosure information is also available at <https://www.gs.com/research/hedge.html> or from Research Compliance, 200 West Street, New York, NY 10282.

© 2023 Goldman Sachs.

No part of this material may be (i) copied, photocopied or duplicated in any form by any means or (ii) redistributed without the prior written consent of The Goldman Sachs Group, Inc.