

March 11, 2024 06:54 PM GMT

US Economics | North America

Ahead of the March FOMC: Our Monetary Forecasts

We participate in the NY Fed's Survey of Primary Dealers, which collects expectations about monetary policy and economic indicators in advance of each FOMC meeting. In this note we provide a snapshot of our responses to the survey.

MORGAN STANLEY & CO. LLC		
Ellen Zentner		
Chief US Economist		
Ellen.Zentner@morganstanley.com		+1 212 296-4882
Sam D Coffin		
Economist		
Sam.Coffin@morganstanley.com		+1 212 761-4630
Lenoy Dujon		
US/Canada Economist		
Lenoy.Dujon@morganstanley.com		+1 212 761-2779
Diego Anzoategui		
Economist		
Diego.Anzoategui@morganstanley.com		+1 212 761-8573
Sarah A Wolfe		
Economist		
Sarah.Wolfe@morganstanley.com		+1 212 761-0857

We participate in the NY Fed's Survey of Primary Dealers, which collects expectations about monetary policy and economic indicators in advance of each FOMC meeting. Questions from the survey are released [publicly ahead of the meeting](#), and in this note we provide a snapshot of our responses. **Our views are the most current, taking into account data through the [February employment report](#).**

A First Look at Our Expectations for the March FOMC Statement & Press Conference

FOMC policy statement

Current conditions - we look for little change.

"Recent indicators suggest that economic activity continues to expand ~~has been expanding~~ at a solid pace. Job gains ~~have moderated since early last year but~~ remain strong, and the unemployment rate has remained low. Inflation has eased over the past year but remains elevated."

GDP continues to growth at a "solid pace". Since the January meeting, the BEA revealed that 4Q23 real GDP grew at an annualized pace of 3.2% (full year 3.1% 4Q/4Q). Into the blackout period around the March FOMC meeting we are tracking real GDP growth in 1Q24 at 2.3% vs Atlanta Fed's GDPNow at 2.5% and NY Fed Nowcast at 2.1%.

Job gains remain strong, and have not moderated as much as previously thought. Since the January meeting we have received two employment reports. First, annual benchmark revisions interrupted the previous slowing trend in payrolls as well as the trend in downward back revisions. Then, February payrolls came in higher than expected at 275k, but was offset by a return to sizable downward back revisions. In all, through February the 3MMA (265k) has accelerated in the past four months and the 6MMA (231K) has moved sideways for about six months.

Core PCE inflation in January showed a further tick down to 2.8%Y from 2.9%Y in December, pointing to some further progress, though still elevated readings over the past year. In Chair Powell's [semiannual testimony](#) Chair Powell stressed inflation does not need to be at 2% before cutting, but the Fed needs "a bit more evidence". We think core PCE at 2.5%Y is a good level to signal a June cut, and first expect to hit that level in March, which will be in hand for the May FOMC meeting. That's a good time for the Fed to communicate it will "soon be appropriate" to adjust the policy rate.

Forward guidance - no need to alter.

We think there is no need to alter any of the language around the policy stance. For example, we expect the Committee remains "highly attentive" to inflation risks, and expect no change to the Fed's balance sheet normalization plans.

Press conference

Chair Powell is fresh off Capitol Hill sharing the Committee's views on the economy and monetary policy - it is unlikely his message strays far from the views he expressed. In testimony he stressed patience as the Committee gains "a bit" more

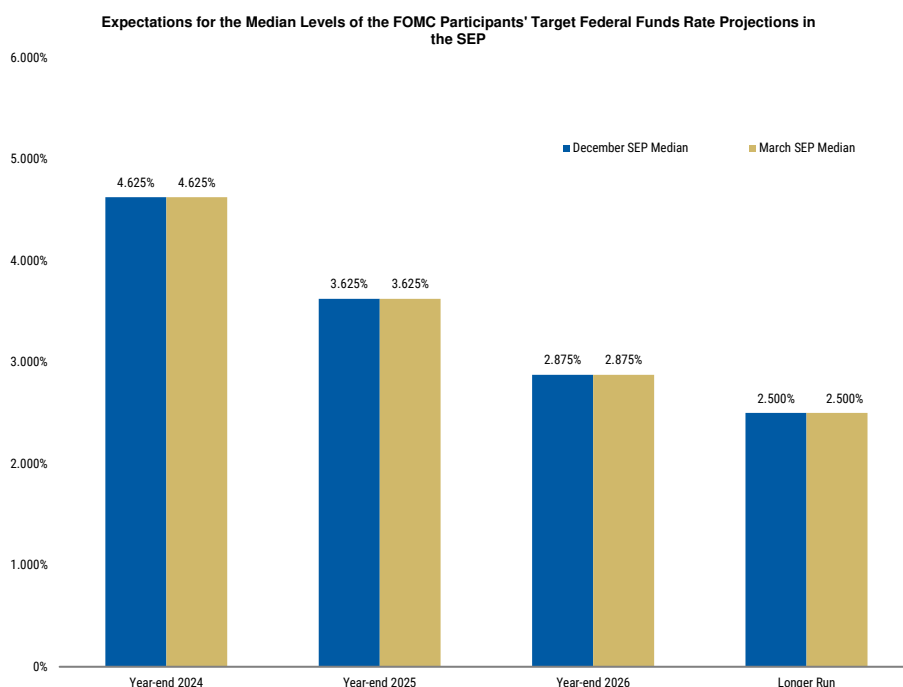
confidence that inflation is headed toward the 2% goal. The Fed remains on track to cut "at some point" this year. **On balance, Fedspeak suggests there will be no change in the median expectation for 75bp in rate cuts this year.**

Though we expect no change to balance sheet guidance in the statement, Fed communication has put QT in the spotlight and the Fed is slated to have in-depth discussions on the balance sheet at the March meeting. **Powell is likely to share broad strokes of those discussions when asked in the Q&A. We look for a June start to taper.**

Our Expectations

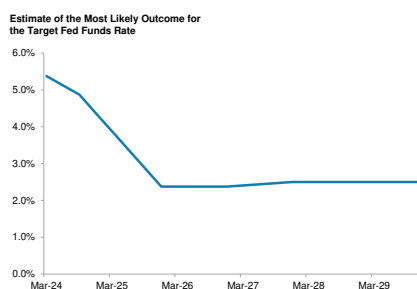
[Exhibit 1](#), [Exhibit 2](#), [Exhibit 3](#), [Exhibit 4](#), and [Exhibit 5](#) depict our modal expectation for the policy rate. Our baseline views are indicated through 2025 (see [2024 US Economics Outlook: Slowing Growth, Easing Policy \(12 Nov 2023\)](#)). We provide guidelines for probabilities of longer-term outcomes as well.

Exhibit 1: Expectations for the Median Levels of the FOMC Participants' Target Federal Funds Rate Projections in the SEP



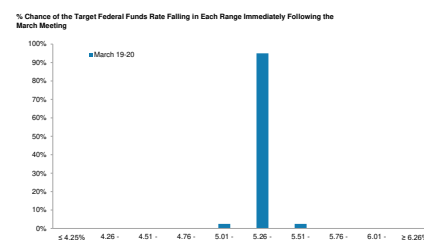
Source: Federal Reserve Board, Morgan Stanley Research

Exhibit 2: Modal Expected Path for the Fed Funds Rate



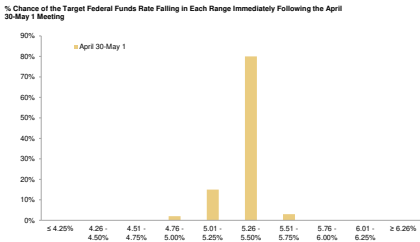
Source: Morgan Stanley Research forecasts

Exhibit 3: Estimates of Likely Outcomes for the Federal Funds Rate for the Mar 19-20 FOMC Meeting



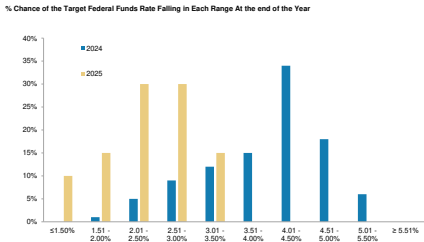
Source: Morgan Stanley Research forecasts

Exhibit 4: Estimates of Likely Outcomes for the Federal Funds Rate for the April 30 -May 1 FOMC Meeting



Source: Morgan Stanley Research forecasts

Exhibit 5: Estimates of Likely Outcomes for the Federal Funds Rate by end 2024 and 2025



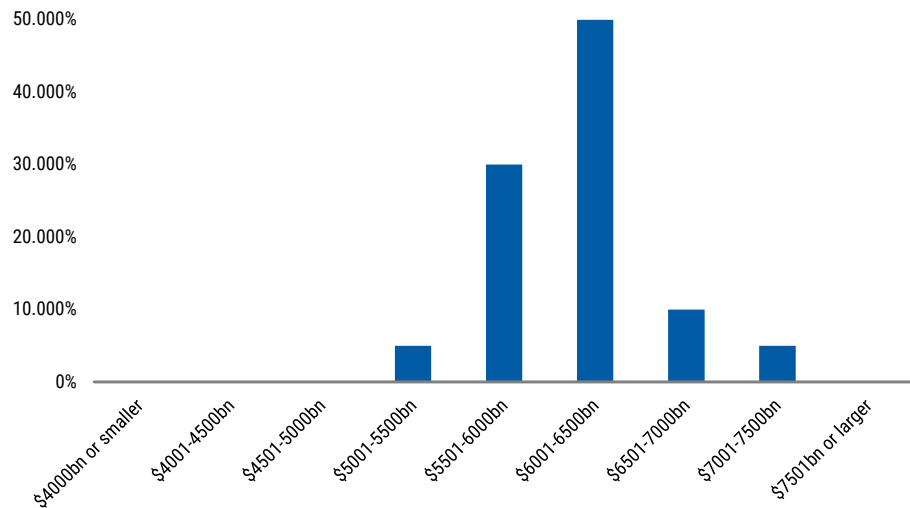
Source: Morgan Stanley Research forecasts

Expectations for the SOMA Portfolio

Exhibit 6 shows our modal expectations for the Fed's SOMA portfolio. **For a detailed review of the Fed's balance sheet, see: [Global Macro Strategy, US Economics, US Large Cap Banks: A \\$6.5tr SOMA Portfolio \(22 Apr 2022\)](#), and [Global Economics and Macro Strategy: Earlier Start, Slower Taper \(19 Jan 2024\)](#)**

Exhibit 6: Estimates of the SOMA Portfolio

% Chance Attached to the Size of the SOMA Portfolio Falling in Each of the Ranges



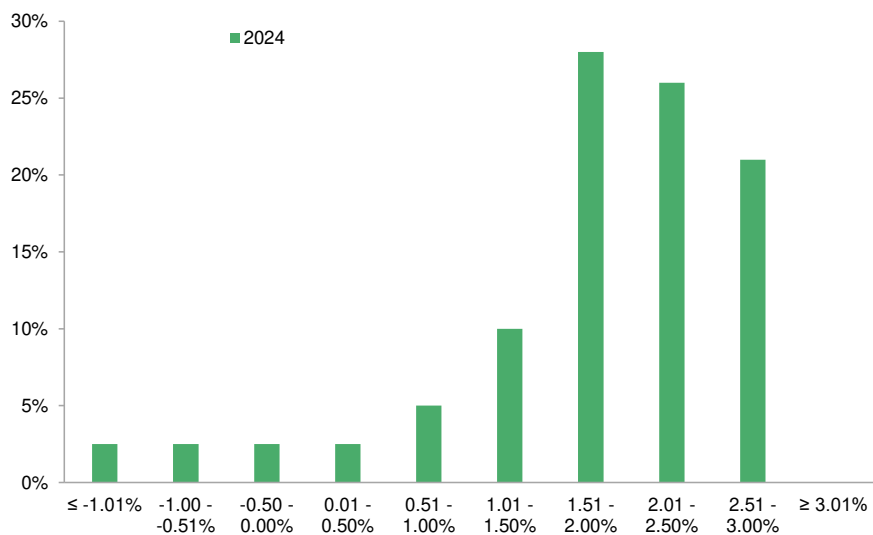
Source: Morgan Stanley Research forecasts

Expectations for Growth and Inflation

Exhibit 7, Exhibit 8, Exhibit 9, Exhibit 10, and Exhibit 11 show our modal expectations for growth and inflation, as well as an assessment of how policy might respond to changes in the labor market and inflation. For a detailed review of our year-ahead growth and inflation forecasts, see: [2024 US Economics Outlook: Slowing Growth, Easing Policy \(12 Nov 2023\)](#), and [US Economics: Inflation Update: Role of the CPI/PCE Wedge \(12 Jan 2024\)](#).

Exhibit 7: Percent Chance of Real GDP Growth (4Q/4Q) Falling in the Following Ranges

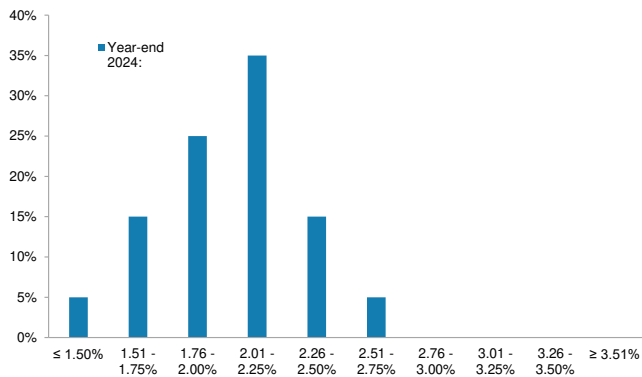
% Chance for Real GDP Growth to Fall in the Following Ranges



Source: Morgan Stanley Research forecasts

Exhibit 8: Percent Chance of PCE Inflation (4Q/4Q) Falling in the Following Ranges by end 2024

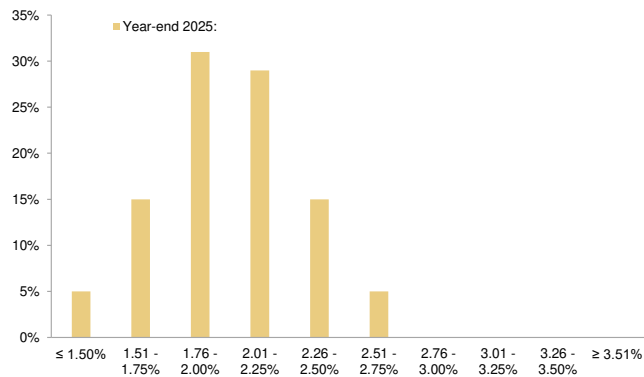
% Chance for Headline PCE Inflation to Fall in the Following Ranges



Source: Morgan Stanley Research forecasts

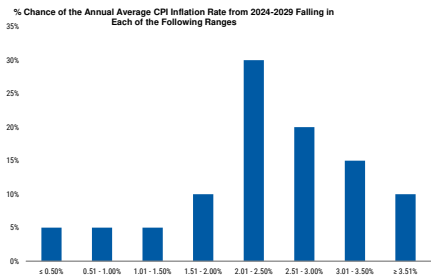
Exhibit 9: Percent Chance of PCE Inflation (4Q/4Q) Falling in the Following Ranges by end 2025

% Chance for Headline PCE Inflation to Fall in the Following Ranges



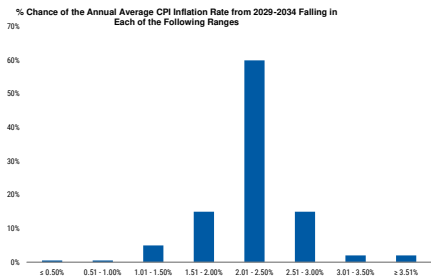
Source: Morgan Stanley Research forecasts

Exhibit 10: Probabilities of Average Annual CPI Inflation Falling in the Following Ranges, 2024-2029



Source: Morgan Stanley Research forecasts

Exhibit 11: Probabilities of Average Annual CPI Inflation Falling in the Following Ranges, 2029-2034

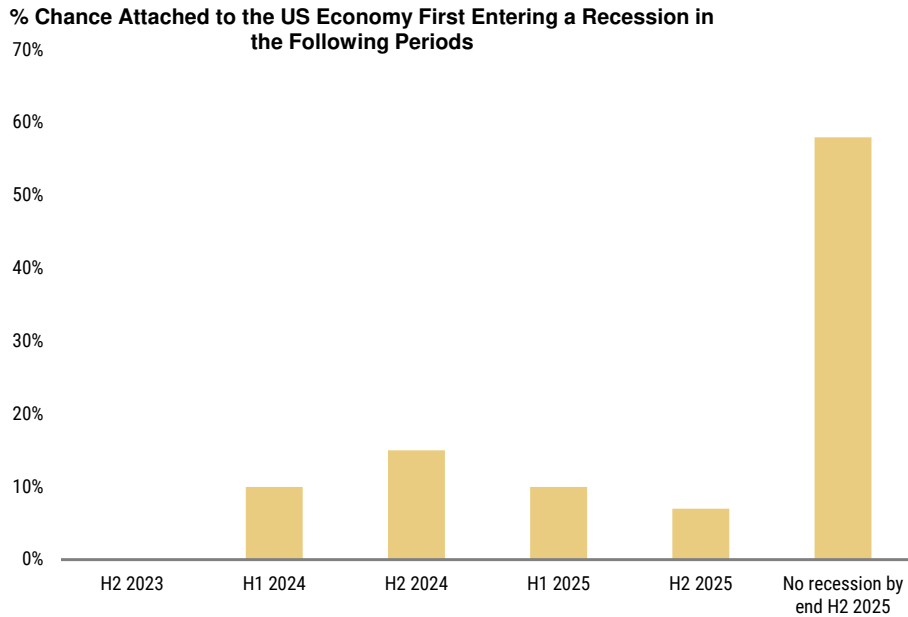


Source: Morgan Stanley Research forecasts

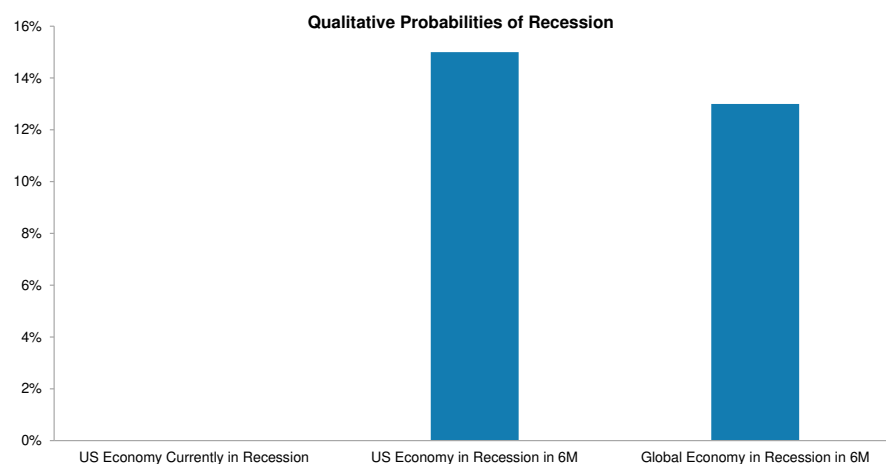
How We See Recession Probabilities

Exhibit 12 and Exhibit 13 show our recession probabilities for the US economy.

Exhibit 12: Probabilities of the US Economy First Entering a Recession in the Following Periods



Source: Morgan Stanley Research forecasts

Exhibit 13: Probabilities of Recession

Source: Morgan Stanley Research forecasts

The probabilities shown are only illustrative. They do not forecast a precise series of events and do not account for all possible outcomes but instead illustrate our sense of the relative plausibility of selected scenarios, based on our underlying recession probability index for the US.

Disclosure Section

The information and opinions in Morgan Stanley Research were prepared by Morgan Stanley & Co. LLC, and/or Morgan Stanley C.T.V.M. S.A., and/or Morgan Stanley Mexico, Casa de Bolsa, S.A. de C.V., and/or Morgan Stanley Canada Limited. As used in this disclosure section, "Morgan Stanley" includes Morgan Stanley & Co. LLC, Morgan Stanley C.T.V.M. S.A., Morgan Stanley Mexico, Casa de Bolsa, S.A. de C.V., Morgan Stanley Canada Limited and their affiliates as necessary.

For important disclosures, stock price charts and equity rating histories regarding companies that are the subject of this report, please see the Morgan Stanley Research Disclosure Website at www.morganstanley.com/researchdisclosures, or contact your investment representative or Morgan Stanley Research at 1585 Broadway, (Attention: Research Management), New York, NY, 10036 USA.

For valuation methodology and risks associated with any recommendation, rating or price target referenced in this research report, please contact the Client Support Team as follows: US/Canada +1 800 303-2495; Hong Kong +852 2848-5999; Latin America +1 718 754-5444 (U.S.); London +44 (0)20-7425-8169; Singapore +65 6834-6860; Sydney +61 (0)2-9770-1505; Tokyo +81 (0)3-6836-9000. Alternatively you may contact your investment representative or Morgan Stanley Research at 1585 Broadway, (Attention: Research Management), New York, NY 10036 USA.

Global Research Conflict Management Policy

Morgan Stanley Research has been published in accordance with our conflict management policy, which is available at www.morganstanley.com/institutional/research/conflict/policies. A Portuguese version of the policy can be found at www.morganstanley.com.br

Important Disclosures

Morgan Stanley is not acting as a municipal advisor and the opinions or views contained herein are not intended to be, and do not constitute, advice within the meaning of Section 975 of the Dodd-Frank Wall Street Reform and Consumer Protection Act.

Morgan Stanley Research does not provide individually tailored investment advice. Morgan Stanley Research has been prepared without regard to the circumstances and objectives of those who receive it. Morgan Stanley recommends that investors independently evaluate particular investments and strategies, and encourages investors to seek the advice of a financial adviser. The appropriateness of an investment or strategy will depend on an investor's circumstances and objectives. The securities, instruments, or strategies discussed in Morgan Stanley Research may not be suitable for all investors, and certain investors may not be eligible to purchase or participate in some or all of them. Morgan Stanley Research is not an offer to buy or sell or the solicitation of an offer to buy or sell any security/instrument or to participate in any particular trading strategy. The value of and income from your investments may vary because of changes in interest rates, foreign exchange rates, default rates, prepayment rates, securities/instruments prices, market indexes, operational or financial conditions of companies or other factors. There may be time limitations on the exercise of options or other rights in securities/instruments transactions. Past performance is not necessarily a guide to future performance. Estimates of future performance are based on assumptions that may not be realized. If provided, and unless otherwise stated, the closing price on the cover page is that of the primary exchange for the subject company's securities/instruments.

The fixed income research analysts, strategists or economists principally responsible for the preparation of Morgan Stanley Research have received compensation based upon various factors, including quality, accuracy and value of research, firm profitability or revenues (which include fixed income trading and capital markets profitability or revenues), client feedback and competitive factors. Fixed Income Research analysts', strategists' or economists' compensation is not linked to investment banking or capital markets transactions performed by Morgan Stanley or the profitability or revenues of particular trading desks.

With the exception of information regarding Morgan Stanley, Morgan Stanley Research is based on public information. Morgan Stanley makes every effort to use reliable, comprehensive information, but we make no representation that it is accurate or complete. We have no obligation to tell you when opinions or information in Morgan Stanley Research change apart from when we intend to discontinue equity research coverage of a subject company. Facts and views presented in Morgan Stanley Research have not been reviewed by, and may not reflect information known to, professionals in other Morgan Stanley business areas, including investment banking personnel.

Morgan Stanley may make investment decisions that are inconsistent with the recommendations or views in this report.

To our readers based in Taiwan or trading in Taiwan securities/instruments: Information on securities/instruments that trade in Taiwan is distributed by Morgan Stanley Taiwan Limited ("MSTL"). Such information is for your reference only. The reader should independently evaluate the investment risks and is solely responsible for their investment decisions. Morgan Stanley Research may not be distributed to the public media or quoted or used by the public media without the express written consent of Morgan Stanley. Any non-customer reader within the scope of Article 7-1 of the Taiwan Stock Exchange Recommendation Regulations accessing and/or receiving Morgan Stanley Research is not permitted to provide Morgan Stanley Research to any third party (including but not limited to related parties, affiliated companies and any other third parties) or engage in any activities regarding Morgan Stanley Research which may create or give the appearance of creating a conflict of interest. Information on securities/instruments that do not trade in Taiwan is for informational purposes only and is not to be construed as a recommendation or a solicitation to trade in such securities/instruments. MSTL may not execute transactions for clients in these securities/instruments.

Morgan Stanley is not incorporated under PRC law and the research in relation to this report is conducted outside the PRC. Morgan Stanley Research does not constitute an offer to sell or the solicitation of an offer to buy any securities in the PRC. PRC investors shall have the relevant qualifications to invest in such securities and shall be responsible for obtaining all relevant approvals, licenses, verifications and/or registrations from the relevant governmental authorities themselves. Neither this report nor any part of it is intended as, or shall constitute, provision of any consultancy or advisory service of securities investment as defined under PRC law. Such information is provided for your reference only.

Morgan Stanley Research is disseminated in Brazil by Morgan Stanley C.T.V.M. S.A. located at Av. Brigadeiro Faria Lima, 3600, 6th floor, São Paulo - SP, Brazil; and is regulated by the Comissão de Valores Mobiliários; in Mexico by Morgan Stanley México, Casa de Bolsa, S.A. de C.V. which is regulated by Comisión Nacional Bancaria y de Valores. Paseo de los Tamarindos 90, Torre 1, Col. Bosques de las Lomas Floor 29, 05120 Mexico City; in Japan by Morgan Stanley MUFG Securities Co., Ltd. and, for Commodities related research reports only, Morgan Stanley Capital Group Japan Co., Ltd; in Hong Kong by Morgan Stanley Asia Limited (which accepts responsibility for its contents) and by Morgan Stanley Bank Asia Limited; in Singapore by Morgan Stanley Asia (Singapore) Pte. (Registration number 199206298Z) and/or Morgan Stanley Asia (Singapore) Securities Pte Ltd (Registration number 200008434H), regulated by the Monetary Authority of Singapore (which accepts legal responsibility for its contents and should be contacted with respect to any matters arising from, or in connection with, Morgan Stanley Research) and by Morgan Stanley Bank Asia Limited, Singapore Branch (Registration number T14FCO118); in Australia to "wholesale clients" within the meaning of the Australian Corporations Act by Morgan Stanley Australia Limited A.B.N. 67 003 734 576, holder of Australian financial services license No. 233742, which accepts responsibility for its contents; in Australia to "wholesale clients" and "retail clients" within the meaning of the Australian Corporations Act by Morgan Stanley Wealth Management Australia Pty Ltd (A.B.N. 19 009 145 555, holder of Australian financial services license No. 240813, which accepts responsibility for its contents; in Korea by Morgan Stanley & Co International plc, Seoul Branch; in India by Morgan Stanley India Company Private Limited having Corporate Identification No (CIN) U22990MH1998PTC115305, regulated by the Securities and Exchange Board of India ("SEBI") and holder of licenses as a Research Analyst (SEBI Registration No. INH000001105); Stock Broker (SEBI Stock Broker Registration No. INZ000244438), Merchant Banker (SEBI Registration No. INM0000011203), and depository participant with National Securities Depository Limited (SEBI Registration No. IN-DP-NSDL-567-2021) having registered office at 18th Floor, Tower 2, One World Center, Plot- 841, Jupiter Textile Mill Compound, Senapati Bapat Marg, Lower Parel, Mumbai 400013, India Telephone no. +91-22-61181000; Compliance Officer Details: Mr. Tejarshi Hardas, Tel. No.: +91-22-61181000 or Email: tejarshi.hardas@morgan

stanley.com; Grievance officer details: Mr. Tejarshi Hardas, Tel. No.: +91-22-61181000 or Email: msic-compliance@morganstanley.com; in Canada by Morgan Stanley Canada Limited; in Germany and the European Economic Area where required by Morgan Stanley Europe S.E., regulated by Bundesanstalt fuer Finanzdienstleistungsaufsicht (BaFin) under the reference number 149169; in the United States by Morgan Stanley & Co. LLC, which accepts responsibility for its contents. Morgan Stanley & Co. International plc, authorized by the Prudential Regulation Authority and regulated by the Financial Conduct Authority and the Prudential Regulation Authority, disseminates in the UK research that it has prepared, and research which has been prepared by any of its affiliates, only to persons who (i) are investment professionals falling within Article 19(5) of the Financial Services and Markets Act 2000 (Financial Promotion) Order 2005 (as amended, the "Order"); (ii) are persons who are high net worth entities falling within Article 49(2)(a) to (d) of the Order; or (iii) are persons to whom an invitation or inducement to engage in investment activity (within the meaning of section 21 of the Financial Services and Markets Act 2000, as amended) may otherwise lawfully be communicated or caused to be communicated. RMB Morgan Stanley Proprietary Limited is a member of the JSE Limited and A2X (Pty) Ltd. RMB Morgan Stanley Proprietary Limited is a joint venture owned equally by Morgan Stanley International Holdings Inc. and RMB Investment Advisory (Proprietary) Limited, which is wholly owned by FirstRand Limited. The information in Morgan Stanley Research is being disseminated by Morgan Stanley Saudi Arabia, regulated by the Capital Market Authority in the Kingdom of Saudi Arabia, and is directed at Sophisticated investors only.

The trademarks and service marks contained in Morgan Stanley Research are the property of their respective owners. Third-party data providers make no warranties or representations relating to the accuracy, completeness, or timeliness of the data they provide and shall not have liability for any damages relating to such data. The Global Industry Classification Standard (GICS) was developed by and is the exclusive property of MSCI and S&P.

Morgan Stanley Research, or any portion thereof may not be reprinted, sold or redistributed without the written consent of Morgan Stanley.

Indicators and trackers referenced in Morgan Stanley Research may not be used as, or treated as, a benchmark under Regulation EU 2016/1011, or any other similar framework.

The information in Morgan Stanley Research is being communicated by Morgan Stanley & Co. International plc (DIFC Branch), regulated by the Dubai Financial Services Authority (the DFSA), and is directed at Professional Clients only, as defined by the DFSA. The financial products or financial services to which this research relates will only be made available to a customer who we are satisfied meets the regulatory criteria to be a Professional Client. A distribution of the different MS Research ratings or recommendations, in percentage terms for Investments in each sector covered, is available upon request from your sales representative.

The information in Morgan Stanley Research is being communicated by Morgan Stanley & Co. International plc (QFC Branch), regulated by the Qatar Financial Centre Regulatory Authority (the QFCRA), and is directed at business customers and market counterparties only and is not intended for Retail Customers as defined by the QFCRA.

As required by the Capital Markets Board of Turkey, investment information, comments and recommendations stated here, are not within the scope of investment advisory activity. Investment advisory service is provided exclusively to persons based on their risk and income preferences by the authorized firms. Comments and recommendations stated here are general in nature. These opinions may not fit to your financial status, risk and return preferences. For this reason, to make an investment decision by relying solely to this information stated here may not bring about outcomes that fit your expectations.

Registration granted by SEBI and certification from the National Institute of Securities Markets (NISM) in no way guarantee performance of the intermediary or provide any assurance of returns to investors. Investment in securities market are subject to market risks. Read all the related documents carefully before investing.